

**Barrington Public Library District**  
**Statement of Activities and Changes in Fund Balances**  
For the Period Ended January 31, 2023

	Month Actual	Y-T-D Actual	Annual Budget	% of Annual Budget
<b>Revenue</b>				
Property Tax	\$674,666.05	\$3,863,695.45	\$8,064,657.23	47.91%
Other Taxes	\$23,960.29	\$95,427.53	\$138,685.00	68.81%
Impact Fees	\$0.00	\$470.88	\$1,000.00	47.09%
Operating Revenue	\$1,359.89	\$14,878.69	\$21,500.00	69.20%
Grants	\$0.00	\$66,906.00	\$65,132.00	102.72%
Donations	(\$1,723.95)	\$91.25	\$1,250.00	7.30%
Rental Income	\$100.00	\$700.00	\$1,200.00	58.33%
Interest Income & Unrealized Gain (Loss)	\$60,202.09	\$157,968.78	\$31,000.00	509.58%
Miscellaneous Income	\$3,949.72	\$4,625.54	\$2,400.00	192.73%
<b>Total Revenue</b>	<b>\$762,514.09</b>	<b>\$4,204,764.12</b>	<b>\$8,326,824.23</b>	<b>50.50%</b>
<b>Expenditures</b>				
Salaries	\$268,856.20	\$1,971,335.63	\$3,691,924.00	53.40%
Benefits	\$105,328.18	\$565,416.41	\$1,067,242.00	52.98%
Staff Development & Training	\$3,286.70	\$17,153.96	\$87,748.00	19.55%
Library Materials	\$80,127.33	\$455,094.09	\$877,732.00	51.85%
Electronic Information	\$15,050.92	\$91,160.10	\$172,350.00	52.89%
Library Programs	\$4,732.41	\$36,160.14	\$88,500.00	40.86%
District Admin & Operating Expense	\$75,343.59	\$130,673.08	\$203,685.00	64.15%
Facility Operating Expense	\$30,560.24	\$338,233.47	\$672,674.00	50.28%
Capital Assets	\$16,396.09	\$445,268.69	\$932,859.00	47.73%
Furniture, Fixtures & Equipment	\$1,083.00	\$1,645.32	\$14,700.00	11.19%
Technology Hardware & Software	\$52,970.36	\$220,167.51	\$682,239.00	32.27%
Professional Services	\$5,568.00	\$68,897.74	\$160,985.00	42.80%
Trustee Expenses	\$317.16	\$1,151.75	\$3,000.00	38.39%
<b>Total Expenditures</b>	<b>\$659,620.18</b>	<b>\$4,342,357.89</b>	<b>\$8,655,638.00</b>	<b>50.17%</b>
<b>BEGINNING FUND BALANCE</b>	<b>\$11,469,876.80</b>	<b>\$11,710,364.48</b>		
<b>NET SURPLUS/(DEFICIT)</b>	<b>\$102,893.91</b>	<b>(\$137,593.77)</b>		
<b>ENDING FUND BALANCE</b>	<b>\$11,572,770.71</b>	<b>\$11,572,770.71</b>		

**Barrington Public Library District**

**Treasurer's Report**

January 31, 2023

	Working			FICA	Special		Donations/		Total
	General	Cash	I M R F		Reserve	Building	Insurance	Grants	
<b>Assets</b>									
Operational Checking-Barrington Bank	\$433,391.11	\$0.00	\$0.00	\$0.00	\$0.00	\$0.00	\$0.00	\$0.00	\$433,391.11
Payroll Checking-Barrington Bank	\$11,268.82	\$0.00	\$0.00	\$0.00	\$0.00	\$0.00	\$0.00	\$0.00	\$11,268.82
Merchant Account-Barrington Bank	\$25,415.91	\$0.00	\$0.00	\$0.00	\$0.00	\$0.00	\$0.00	\$0.00	\$25,415.91
Petty Cash - Administration	\$200.00	\$0.00	\$0.00	\$0.00	\$0.00	\$0.00	\$0.00	\$0.00	\$200.00
Petty Cash - Circulation	\$600.00	\$0.00	\$0.00	\$0.00	\$0.00	\$0.00	\$0.00	\$0.00	\$600.00
Sawyer Falduto	\$1,561,939.01	\$0.00	\$0.00	\$0.00	\$0.00	\$0.00	\$0.00	\$0.00	\$1,561,939.01
Barrington Bank - MAX safe Saving	\$9,539,947.00	\$0.00	\$0.00	\$0.00	\$0.00	\$0.00	\$0.00	\$0.00	\$9,539,947.00
Due To/From Other Funds	(\$4,582,699.09)	\$0.00	\$0.00	\$0.00	\$0.00	\$0.00	\$0.00	\$0.00	(\$4,582,699.09)
Due To/From Other Funds	\$0.00	\$541,237.28	\$0.00	\$0.00	\$0.00	\$0.00	\$0.00	\$0.00	\$541,237.28
Due To/From Other Funds	\$0.00	\$0.00	\$99,062.22	\$0.00	\$0.00	\$0.00	\$0.00	\$0.00	\$99,062.22
Due To/From Other Funds	\$0.00	\$0.00	\$0.00	\$130,245.48	\$0.00	\$0.00	\$0.00	\$0.00	\$130,245.48
Due To/From Other Funds	\$0.00	\$0.00	\$0.00	\$0.00	\$3,225,493.96	\$0.00	\$0.00	\$0.00	\$3,225,493.96
Due To/From Other Funds	\$0.00	\$0.00	\$0.00	\$0.00	\$0.00	\$0.00	\$64,913.40	\$0.00	\$64,913.40
Due To/From Other Funds	\$0.00	\$0.00	\$0.00	\$0.00	\$0.00	\$175,918.23	\$0.00	\$0.00	\$175,918.23
Due To/From Other Funds	\$0.00	\$0.00	\$0.00	\$0.00	\$0.00	\$0.00	\$0.00	\$0.00	(\$554.60)
Due To/From Other Funds	\$0.00	\$0.00	\$0.00	\$0.00	\$0.00	\$0.00	\$0.00	\$346,383.12	\$346,383.12
<b>Total Assets</b>	<b>\$6,990,062.76</b>	<b>\$541,237.28</b>	<b>\$99,062.22</b>	<b>\$130,245.48</b>	<b>\$3,225,493.96</b>	<b>\$175,918.23</b>	<b>\$64,913.40</b>	<b>\$346,383.12</b>	<b>\$11,572,761.85</b>
<b>Liabilities and Fund Balance</b>									
<b>Liabilities</b>									
Accounts Payable	(\$586.99)	\$0.00	\$0.00	\$0.00	\$0.00	\$0.00	\$0.00	\$0.00	(\$586.99)
IMRF Withheld	\$26.13	\$0.00	\$0.00	\$0.00	\$0.00	\$0.00	\$0.00	\$0.00	\$26.13
ICMA Withheld	\$552.00	\$0.00	\$0.00	\$0.00	\$0.00	\$0.00	\$0.00	\$0.00	\$552.00
<b>Total Liabilities</b>	<b>(\$8.86)</b>	<b>\$0.00</b>	<b>\$0.00</b>	<b>\$0.00</b>	<b>\$0.00</b>	<b>\$0.00</b>	<b>\$0.00</b>	<b>\$0.00</b>	<b>(\$8.86)</b>
<b>Fund Balance</b>									
Fund Balance	\$6,990,071.62	\$0.00	\$0.00	\$0.00	\$0.00	\$0.00	\$0.00	\$0.00	\$6,990,071.62
Fund Balance	\$0.00	\$541,237.28	\$0.00	\$0.00	\$0.00	\$0.00	\$0.00	\$0.00	\$541,237.28
Fund Balance	\$0.00	\$0.00	\$99,062.22	\$0.00	\$0.00	\$0.00	\$0.00	\$0.00	\$99,062.22
Fund Balance	\$0.00	\$0.00	\$0.00	\$130,245.48	\$0.00	\$0.00	\$0.00	\$0.00	\$130,245.48
Fund Balance	\$0.00	\$0.00	\$0.00	\$0.00	\$3,225,493.96	\$0.00	\$0.00	\$0.00	\$3,225,493.96
Fund Balance	\$0.00	\$0.00	\$0.00	\$0.00	\$0.00	\$0.00	\$64,913.40	\$0.00	\$64,913.40
Fund Balance	\$0.00	\$0.00	\$0.00	\$0.00	\$0.00	\$175,918.23	\$0.00	\$0.00	\$175,918.23
Fund Balance	\$0.00	\$0.00	\$0.00	\$0.00	\$0.00	\$0.00	\$0.00	\$0.00	(\$554.60)
Fund Balance	\$0.00	\$0.00	\$0.00	\$0.00	\$0.00	\$0.00	\$0.00	\$346,383.12	\$346,383.12
<b>Total Fund Balance</b>	<b>\$6,990,071.62</b>	<b>\$541,237.28</b>	<b>\$99,062.22</b>	<b>\$130,245.48</b>	<b>\$3,225,493.96</b>	<b>\$175,918.23</b>	<b>\$64,913.40</b>	<b>\$346,383.12</b>	<b>\$11,572,770.71</b>
<b>Total Liabilities and Fund Balance</b>	<b>\$6,990,062.76</b>	<b>\$541,237.28</b>	<b>\$99,062.22</b>	<b>\$130,245.48</b>	<b>\$3,225,493.96</b>	<b>\$175,918.23</b>	<b>\$64,913.40</b>	<b>\$346,383.12</b>	<b>\$11,572,761.85</b>
<b>BEGINNING BALANCE WITH CURRENT YEAR ADJUSTMENTS</b>	<b>\$6,558,015.90</b>	<b>\$541,237.28</b>	<b>\$122,141.06</b>	<b>\$151,627.53</b>	<b>\$3,651,637.37</b>	<b>\$261,588.03</b>	<b>\$74,371.23</b>	<b>\$349,746.08</b>	<b>\$11,710,364.48</b>
<b>NET SURPLUS/(DEFICIT)</b>	<b>\$432,055.72</b>	<b>\$0.00</b>	<b>(\$23,078.84)</b>	<b>(\$21,382.05)</b>	<b>(\$426,143.41)</b>	<b>(\$85,669.80)</b>	<b>(\$9,457.83)</b>	<b>(\$3,362.96)</b>	<b>(\$137,593.77)</b>
<b>ENDING FUND BALANCE</b>	<b>\$6,990,071.62</b>	<b>\$541,237.28</b>	<b>\$99,062.22</b>	<b>\$130,245.48</b>	<b>\$3,225,493.96</b>	<b>\$175,918.23</b>	<b>\$64,913.40</b>	<b>\$346,383.12</b>	<b>\$11,572,770.71</b>

**Barrington Public Library District****Asset Balance Analysis**

For the Period Ended January 31, 2023

	<u>01/31/2023</u>	<u>01/31/2022</u>	<u>Change</u>
Operational Checking-Barrington Bank	\$433,391.11	\$358,303.37	\$75,087.74
Payroll Checking-Barrington Bank	\$11,268.82	\$11,328.82	(\$60.00)
Merchant Account-Barrington Bank	\$25,415.91	\$11,111.74	\$14,304.17
Petty Cash - Administration	\$200.00	\$200.00	\$0.00
Petty Cash - Circulation	\$600.00	\$600.00	\$0.00
Sawyer Falduto	\$1,561,939.01	\$1,656,924.17	(\$94,985.16)
Barrington Bank - MAX safe Saving	\$9,539,947.00	\$8,686,267.04	\$853,679.96
Total Fund Balances	<u>\$11,572,761.85</u>	<u>\$10,724,735.14</u>	<u>\$848,026.71</u>




Schwab One® Account of  
**BARRINGTON PUBLIC LIBRARY  
 DISTRICT**

Account Number  
**9383-4772**

Statement Period  
**January 1-31, 2023**

**Account Value as of 01/31/2023: \$ 1,561,939.01**

Change in Account Value	This Period	Year to Date	Account Value [in Thousands]
<b>Starting Value</b>	<b>\$ 1,539,335.26</b>	<b>\$ 1,539,335.26</b>	
Credits	1,436.59	1,436.59	
Debits	(479.75)	(479.75)	
Transfer of Securities (In/Out)	0.00	0.00	
Income Reinvested	(44.33)	(44.33)	
Change in Value of Investments	21,691.24	21,691.24	
<b>Ending Value on 01/31/2023</b>	<b>\$ 1,561,939.01</b>	<b>\$ 1,561,939.01</b>	
Accrued Income <sup>d</sup>	4,771.31		
<b>Ending Value with Accrued Income<sup>d</sup></b>	<b>\$ 1,566,710.32</b>		
<b>Total Change in Account Value</b>	<b>\$ 22,603.75</b>	<b>\$ 22,603.75</b>	
<b>Total Change with Accrued Income<sup>d</sup></b>	<b>\$ 27,375.06</b>		



Asset Composition	Market Value	% of Account Assets
Cash and Money Market Funds		
[Sweep]	\$ 9,372.41	<1%
Fixed Income	1,552,566.60	99%
<b>Total Assets Long</b>	<b>\$ 1,561,939.01</b>	
<b>Total Account Value</b>	<b>\$ 1,561,939.01</b>	<b>100%</b>

**SAWYER FALDUTO**  
 ASSET MANAGEMENT, LLC

Your Independent Investment Advisor is not affiliated with or an agent of Schwab and Schwab does not supervise or endorse your Advisor.

# Barrington Public Library District

## Revenues - All Funds

For the Period Ended January 31, 2023

Revenue	Month Actual Total Funds	Y-T-D Actual Total Funds	% Collected	Budgeted Receipts	Uncollected Receipts
<b>Property Tax</b>					
Tax Levy-Cook County	\$674,666.05	\$1,671,171.96	42.82%	\$3,902,382.52	(\$2,231,210.56)
Tax Levy-Lake County	\$0.00	\$1,525,791.26	41.28%	\$3,695,911.97	(\$2,170,120.71)
Tax Levy-McHenry County	\$0.00	\$582,235.87	125.93%	\$462,351.34	\$119,884.53
Tax Levy-Kane County	\$0.00	\$84,496.36	2,106.41%	\$4,011.40	\$80,484.96
<b>Total Property Tax</b>	<b>\$674,666.05</b>	<b>\$3,863,695.45</b>	<b>47.91%</b>	<b>\$8,064,657.23</b>	<b>(\$4,200,961.78)</b>
<b>Other Taxes</b>					
Personal Property Tax	\$23,960.29	\$95,427.53	68.81%	\$138,685.00	(\$43,257.47)
<b>Total Other Taxes</b>	<b>\$23,960.29</b>	<b>\$95,427.53</b>	<b>68.81%</b>	<b>\$138,685.00</b>	<b>(\$43,257.47)</b>
<b>Impact Fees</b>					
Impact Fees- North Barrington	\$0.00	\$470.88	0.00%	\$0.00	\$470.88
Impact Fees- Other	\$0.00	\$0.00	0.00%	\$1,000.00	(\$1,000.00)
<b>Total Impact Fees</b>	<b>\$0.00</b>	<b>\$470.88</b>	<b>47.09%</b>	<b>\$1,000.00</b>	<b>(\$529.12)</b>
<b>Operating Revenue</b>					
Fines & Fees	\$982.45	\$10,859.02	70.06%	\$15,500.00	(\$4,640.98)
Copies	\$377.44	\$4,019.67	66.99%	\$6,000.00	(\$1,980.33)
<b>Total Operating Revenue</b>	<b>\$1,359.89</b>	<b>\$14,878.69</b>	<b>69.20%</b>	<b>\$21,500.00</b>	<b>(\$6,621.31)</b>
<b>Grants</b>					
Per Capita Grant	\$0.00	\$66,906.00	102.72%	\$65,132.00	\$1,774.00
<b>Total Grants</b>	<b>\$0.00</b>	<b>\$66,906.00</b>	<b>102.72%</b>	<b>\$65,132.00</b>	<b>\$1,774.00</b>
<b>Donations</b>					
Donations- Other	(\$1,723.95)	\$91.25	7.30%	\$1,250.00	(\$1,158.75)
<b>Total Donations</b>	<b>(\$1,723.95)</b>	<b>\$91.25</b>	<b>7.30%</b>	<b>\$1,250.00</b>	<b>(\$1,158.75)</b>
<b>Rental Income</b>					
Rental- Verizon	\$100.00	\$700.00	58.33%	\$1,200.00	(\$500.00)
<b>Total Rental Income</b>	<b>\$100.00</b>	<b>\$700.00</b>	<b>58.33%</b>	<b>\$1,200.00</b>	<b>(\$500.00)</b>
<b>Interest Income</b>					
Interest Income	\$38,510.85	\$179,700.05	579.68%	\$31,000.00	\$148,700.05
Unrealized Gain (Loss) on inv.	\$21,691.24	(\$21,731.27)	0.00%	\$0.00	(\$21,731.27)
<b>Total Interest Income</b>	<b>\$60,202.09</b>	<b>\$157,968.78</b>	<b>509.58%</b>	<b>\$31,000.00</b>	<b>\$126,968.78</b>
<b>Miscellaneous Income</b>					
Miscellaneous Income & Reir	\$3,949.72	\$4,625.54	192.73%	\$2,400.00	\$2,225.54
<b>Total Miscellaneous Income</b>	<b>\$3,949.72</b>	<b>\$4,625.54</b>	<b>192.73%</b>	<b>\$2,400.00</b>	<b>\$2,225.54</b>
<b>Total Revenue</b>	<b>\$762,514.09</b>	<b>\$4,204,764.12</b>	<b>50.50%</b>	<b>\$8,326,824.23</b>	<b>(\$4,122,060.11)</b>

# Barrington Public Library District

## Expenditures-All Funds

For the Period Ended January 31, 2023

Expenditures	Actual Month	Actual Y-T-D	% of Annual Budget	Annual Budget	% of Appropriation	Appropriation
<b>Salaries</b>						
Salaries	\$268,856.20	\$1,971,335.63	53.40%	\$3,691,924.00	46.38%	\$4,250,000.00
<b>Total Salaries</b>	<b>\$268,856.20</b>	<b>\$1,971,335.63</b>	<b>53.40%</b>	<b>\$3,691,924.00</b>	<b>46.38%</b>	<b>\$4,250,000.00</b>
<b>Benefits</b>						
FICA employer	\$16,343.27	\$120,119.56	52.48%	\$228,899.00	28.65%	\$419,250.00
Medicare employer	\$3,822.17	\$28,092.45	52.48%	\$53,533.00	0.00%	\$0.00
Unemployment insurance	\$0.00	\$554.60	0.00%	\$0.00	0.00%	\$0.00
IMRF	\$53,562.69	\$183,650.35	59.11%	\$310,675.00	36.73%	\$500,000.00
Insurance-medical and life	\$31,600.05	\$232,999.45	49.14%	\$474,135.00	30.46%	\$765,000.00
<b>Total Benefits</b>	<b>\$105,328.18</b>	<b>\$565,416.41</b>	<b>52.98%</b>	<b>\$1,067,242.00</b>	<b>33.57%</b>	<b>\$1,684,250.00</b>
<b>Staff Development &amp; Training</b>						
Hiring	\$34.95	\$205.82	6.86%	\$3,000.00	0.16%	\$125,000.00
Staff Development	\$2,627.00	\$12,596.78	17.97%	\$70,084.00	0.00%	\$0.00
Dues & Memberships	\$417.00	\$1,225.00	18.40%	\$6,659.00	0.00%	\$0.00
Staff Expenses	\$207.75	\$3,126.36	39.06%	\$8,005.00	0.00%	\$0.00
<b>Total Staff Development &amp; Train</b>	<b>\$3,286.70</b>	<b>\$17,153.96</b>	<b>19.55%</b>	<b>\$87,748.00</b>	<b>13.72%</b>	<b>\$125,000.00</b>
<b>Library Materials</b>						
Books	\$24,861.21	\$124,384.25	51.83%	\$240,000.00	0.00%	\$0.00
Books-Grab & Go	\$593.73	\$4,803.40	53.37%	\$9,000.00	0.00%	\$0.00
Periodicals	\$0.00	\$11,922.85	85.16%	\$14,000.00	0.00%	\$0.00
E-Periodicals	\$0.00	\$16,303.60	57.76%	\$28,226.00	0.00%	\$0.00
Circulating Equipment	\$335.36	\$1,890.52	37.81%	\$5,000.00	0.00%	\$0.00
Audio books-spoken	\$2,666.31	\$9,540.52	57.82%	\$16,500.00	0.00%	\$0.00
CDs	\$837.15	\$3,054.42	67.88%	\$4,500.00	0.00%	\$0.00
Digital Music	\$0.00	\$2,050.00	12.49%	\$16,417.00	0.00%	\$0.00
E-Books	\$27,351.29	\$126,026.58	51.44%	\$245,000.00	0.00%	\$0.00
DVDs	\$7,683.07	\$25,874.65	34.50%	\$75,000.00	0.00%	\$0.00
DVDs Grab & Go	\$1,372.29	\$3,967.01	44.08%	\$9,000.00	0.00%	\$0.00
E-DVDs	\$0.00	\$17,000.00	45.33%	\$37,500.00	0.00%	\$0.00
E-Audio Books	\$11,228.43	\$63,208.72	55.69%	\$113,500.00	0.00%	\$0.00
Refund for Materials lost & p	\$97.86	\$582.81	29.14%	\$2,000.00	0.04%	\$1,650,000.00
AV Video Games	\$1,722.97	\$7,420.72	56.65%	\$13,100.00	0.00%	\$0.00
Realia	\$120.32	\$439.96	29.33%	\$1,500.00	0.00%	\$0.00
Processing supplies	\$1,257.34	\$3,135.63	22.40%	\$14,000.00	0.00%	\$0.00
Online Computer Library Cen	\$0.00	\$33,488.45	100.00%	\$33,489.00	0.00%	\$0.00
<b>Total Library Materials</b>	<b>\$80,127.33</b>	<b>\$455,094.09</b>	<b>51.85%</b>	<b>\$877,732.00</b>	<b>27.58%</b>	<b>\$1,650,000.00</b>
<b>Electronic Information</b>						
Electronic information	\$15,050.92	\$91,160.10	52.89%	\$172,350.00	22.79%	\$400,000.00

# Barrington Public Library District

## Expenditures-All Funds

For the Period Ended January 31, 2023

	Actual Month	Actual Y-T-D	% of Annual Budget	Annual Budget	% of Appropriation	Appropriation
Total Electronic Information	\$15,050.92	\$91,160.10	52.89%	\$172,350.00	22.79%	\$400,000.00
Library Programs						
Pilot Programs	\$0.00	\$814.13	13.57%	\$6,000.00	0.41%	\$200,000.00
Library programs	\$4,732.41	\$35,346.01	42.84%	\$82,500.00	10.78%	\$328,000.00
Total Library Programs	\$4,732.41	\$36,160.14	40.86%	\$88,500.00	6.85%	\$528,000.00
District Admin & Operating Expense						
Departmental supplies	\$2,994.90	\$9,308.95	43.20%	\$21,550.00	4.65%	\$200,000.00
Office supplies	\$15.38	\$2,468.08	44.87%	\$5,500.00	0.00%	\$0.00
Postage	\$1,667.31	\$15,558.92	58.77%	\$26,475.00	0.00%	\$0.00
Promotional & display mater	\$1,839.74	\$14,329.05	54.80%	\$26,150.00	0.00%	\$0.00
Fees & Service Charges	\$3,583.33	\$22,912.36	58.16%	\$39,394.00	916.49%	\$2,500.00
Business Insurance	\$65,242.93	\$66,095.72	78.11%	\$84,616.00	44.06%	\$150,000.00
Total District Admin & Operating Expense	\$75,343.59	\$130,673.08	64.15%	\$203,685.00	37.07%	\$352,500.00
Facility Operating Expense						
Rental Spaces	\$0.00	\$840.00	100.00%	\$840.00	0.00%	\$0.00
Security	\$0.00	\$1,266.00	99.69%	\$1,270.00	0.25%	\$500,000.00
Utilities-electric	\$5,889.41	\$61,897.86	53.82%	\$115,000.00	0.00%	\$0.00
Utilities-gas	\$3,738.68	\$13,301.03	56.60%	\$23,500.00	0.00%	\$0.00
Utilities-water, sewer	\$553.12	\$4,824.78	48.25%	\$10,000.00	0.00%	\$0.00
Utilities-Garbage	\$12.12	\$2,445.76	53.17%	\$4,600.00	0.00%	\$0.00
Telephone	\$2,100.04	\$27,458.19	49.82%	\$55,120.00	0.00%	\$0.00
Building maintenance & repa	\$6,284.68	\$75,245.20	49.76%	\$151,230.00	17.50%	\$430,000.00
Bldg maintenance supplies	\$401.95	\$14,537.33	55.91%	\$26,000.00	0.00%	\$0.00
Repair Contingency	\$0.00	\$28,741.97	97.76%	\$29,400.00	0.00%	\$0.00
Equipment maintenance	\$4,258.04	\$52,633.72	42.20%	\$124,714.00	25.06%	\$210,000.00
Piano maintenance	\$0.00	\$350.00	43.75%	\$800.00	3.50%	\$10,000.00
Traffic light	\$0.00	\$3,087.42	52.33%	\$5,900.00	0.00%	\$0.00
Site maintenance	\$7,042.08	\$46,268.27	48.55%	\$95,300.00	23.73%	\$195,000.00
Site Contingency	\$0.00	\$60.00	0.30%	\$20,000.00	0.00%	\$0.00
Vehicle operation & mainten.	\$280.12	\$5,275.94	58.62%	\$9,000.00	0.00%	\$0.00
Total Facility Operating Expense	\$30,560.24	\$338,233.47	50.28%	\$672,674.00	25.15%	\$1,345,000.00
Capital Assets						
Capital Assets	\$0.00	\$2,405.00	58.59%	\$4,105.00	0.08%	\$2,943,138.00
Library Building & Grounds R	\$16,396.09	\$442,863.69	47.68%	\$928,754.00	9.16%	\$4,835,000.00
Total Capital Assets	\$16,396.09	\$445,268.69	47.73%	\$932,859.00	5.72%	\$7,778,138.00
Furniture, Fixtures & Equipment						
Furniture, Fixtures & Equipme	\$1,083.00	\$1,645.32	11.19%	\$14,700.00	0.33%	\$500,000.00
Total Furniture, Fixtures & Equip	\$1,083.00	\$1,645.32	11.19%	\$14,700.00	0.33%	\$500,000.00
Technology Hardware & Software						

# Barrington Public Library District

## Expenditures-All Funds

For the Period Ended January 31, 2023

	Actual Month	Actual Y-T-D	% of Annual Budget	Annual Budget	% of Appropriation	Appropriation
Technology Hardware	\$15,506.85	\$39,612.02	13.41%	\$295,381.00	3.96%	\$1,000,000.00
Technology Contingency	\$1,930.00	\$6,996.52	19.99%	\$35,000.00	0.00%	\$0.00
Software & Subscriptions	\$35,533.51	\$173,558.97	49.33%	\$351,858.00	0.00%	\$0.00
<b>Total Technology Hardware &amp; S</b>	<b>\$52,970.36</b>	<b>\$220,167.51</b>	<b>32.27%</b>	<b>\$682,239.00</b>	<b>22.02%</b>	<b>\$1,000,000.00</b>
<b>Professional Services</b>						
Legal fees	\$1,333.00	\$13,167.64	62.70%	\$21,000.00	3.29%	\$400,000.00
Legal expenses	\$0.00	\$237.60	95.04%	\$250.00	0.00%	\$0.00
Consultant fees	\$4,235.00	\$42,292.50	33.42%	\$126,535.00	120.84%	\$35,000.00
Audit expense	\$0.00	\$13,200.00	100.00%	\$13,200.00	0.00%	\$0.00
<b>Total Professional Services</b>	<b>\$5,568.00</b>	<b>\$68,897.74</b>	<b>42.80%</b>	<b>\$160,985.00</b>	<b>15.84%</b>	<b>\$435,000.00</b>
<b>Trustee Expenses</b>						
Trustee expense	\$317.16	\$1,151.75	38.39%	\$3,000.00	11.52%	\$10,000.00
<b>Total Trustee Expenses</b>	<b>\$317.16</b>	<b>\$1,151.75</b>	<b>38.39%</b>	<b>\$3,000.00</b>	<b>11.52%</b>	<b>\$10,000.00</b>
<b>Total Expenditures</b>	<b>\$659,620.18</b>	<b>\$4,342,357.89</b>	<b>50.17%</b>	<b>\$8,655,638.00</b>	<b>21.65%</b>	<b>\$20,057,888.00</b>



# Barrington Public Library District

## Expenditures-General Fund

For the Period Ended January 31, 2023

	<u>Actual Month</u>	<u>Actual Y-T-D</u>	<u>% of Annual Budget</u>	<u>Annual Budget</u>	<u>% of Appropriation</u>	<u>Appropriation</u>
<b>Expenditures</b>						
Salaries						
Salaries	\$268,856.20	\$1,971,335.63	53.40%	\$3,691,924.00	46.38%	\$4,250,000.00
Total Salaries	\$268,856.20	\$1,971,335.63	53.40%	\$3,691,924.00	46.38%	\$4,250,000.00
Benefits						
Insurance-medical and life	\$31,600.05	\$232,999.45	49.14%	\$474,135.00	30.46%	\$765,000.00
Total Benefits	\$31,600.05	\$232,999.45	49.14%	\$474,135.00	30.46%	\$765,000.00
Staff Development & Training						
Hiring	\$34.95	\$205.82	6.86%	\$3,000.00	0.16%	\$125,000.00
Staff Development	\$2,627.00	\$12,596.78	17.97%	\$70,084.00	0.00%	\$0.00
Dues & Memberships	\$417.00	\$1,225.00	18.40%	\$6,659.00	0.00%	\$0.00
Staff Expenses	\$207.75	\$3,021.36	37.74%	\$8,005.00	0.00%	\$0.00
Total Staff Development & Train	\$3,286.70	\$17,048.96	19.43%	\$87,748.00	13.64%	\$125,000.00
Library Materials						
Books	\$51,271.47	\$122,020.99	50.84%	\$240,000.00	0.00%	\$0.00
Books-Grab & Go	\$593.73	\$4,803.40	53.37%	\$9,000.00	0.00%	\$0.00
Periodicals	\$0.00	\$11,922.85	85.16%	\$14,000.00	0.00%	\$0.00
E-Periodicals	\$0.00	\$16,303.60	57.76%	\$28,226.00	0.00%	\$0.00
Circulating Equipment	\$335.36	\$1,890.52	37.81%	\$5,000.00	0.00%	\$0.00
Audio books-spoken	\$2,666.31	\$9,540.52	57.82%	\$16,500.00	0.00%	\$0.00
CDs	\$837.15	\$3,054.42	67.88%	\$4,500.00	0.00%	\$0.00
Digital Music	\$0.00	\$2,050.00	12.49%	\$16,417.00	0.00%	\$0.00
E-Books	\$27,351.29	\$126,026.58	51.44%	\$245,000.00	0.00%	\$0.00
DVDs	\$7,683.07	\$25,874.65	34.50%	\$75,000.00	0.00%	\$0.00
DVDs Grab & Go	\$1,372.29	\$3,967.01	44.08%	\$9,000.00	0.00%	\$0.00
E-DVDs	\$0.00	\$17,000.00	45.33%	\$37,500.00	0.00%	\$0.00
E-Audio Books	\$11,228.43	\$63,208.72	55.69%	\$113,500.00	0.00%	\$0.00
Refund for Materials lost & p	\$97.86	\$582.81	29.14%	\$2,000.00	0.04%	\$1,650,000.00
AV Video Games	\$1,722.97	\$7,420.72	56.65%	\$13,100.00	0.00%	\$0.00
Realia	\$120.32	\$439.96	29.33%	\$1,500.00	0.00%	\$0.00
Processing supplies	\$1,257.34	\$3,135.63	22.40%	\$14,000.00	0.00%	\$0.00
Online Computer Library Cen	\$0.00	\$33,488.45	100.00%	\$33,489.00	0.00%	\$0.00
Total Library Materials	\$106,537.59	\$452,730.83	51.58%	\$877,732.00	27.44%	\$1,650,000.00
Electronic Information						
Electronic information	\$15,050.92	\$91,160.10	52.89%	\$172,350.00	22.79%	\$400,000.00
Total Electronic Information	\$15,050.92	\$91,160.10	52.89%	\$172,350.00	22.79%	\$400,000.00
Library Programs						
Pilot Programs	\$0.00	\$814.13	13.57%	\$6,000.00	0.41%	\$200,000.00
Library programs	\$4,732.41	\$34,360.06	46.62%	\$73,700.00	0.00%	\$0.00

# Barrington Public Library District

## Expenditures-General Fund

For the Period Ended January 31, 2023

	Actual Month	Actual Y-T-D	% of Annual Budget	Annual Budget	% of Appropriation	Appropriation
Total Library Programs	\$4,732.41	\$35,174.19	44.13%	\$79,700.00	17.59%	\$200,000.00
District Admin & Operating Expense						
Departmental supplies	\$2,994.90	\$9,308.95	43.20%	\$21,550.00	4.65%	\$200,000.00
Office supplies	\$15.38	\$2,468.08	44.87%	\$5,500.00	0.00%	\$0.00
Postage	\$1,667.31	\$15,558.92	58.77%	\$26,475.00	0.00%	\$0.00
Promotional & display mater	\$1,839.74	\$14,329.05	54.80%	\$26,150.00	0.00%	\$0.00
Fees & Service Charges	\$3,103.58	\$21,251.32	56.53%	\$37,594.00	0.00%	\$0.00
Total District Admin & Operating	\$9,620.91	\$62,916.32	53.65%	\$117,269.00	31.46%	\$200,000.00
Facility Operating Expense						
Security	\$0.00	\$1,266.00	99.69%	\$1,270.00	0.25%	\$500,000.00
Utilities-electric	\$17,407.46	\$61,897.86	53.82%	\$115,000.00	0.00%	\$0.00
Utilities-gas	\$11,513.29	\$13,301.03	56.60%	\$23,500.00	0.00%	\$0.00
Utilities-water, sewer	\$4,243.74	\$4,824.78	48.25%	\$10,000.00	0.00%	\$0.00
Utilities-Garbage	\$2,099.58	\$2,445.76	53.17%	\$4,600.00	0.00%	\$0.00
Telephone	\$2,100.04	\$27,458.19	49.82%	\$55,120.00	0.00%	\$0.00
Building maintenance & repa	\$60.00	\$60.00	0.00%	\$0.00	0.00%	\$0.00
Equipment maintenance	\$0.00	\$22,288.17	0.00%	\$0.00	0.00%	\$0.00
Piano maintenance	\$0.00	\$350.00	43.75%	\$800.00	3.50%	\$10,000.00
Total Facility Operating Expense	\$37,424.11	\$133,891.79	63.67%	\$210,290.00	26.25%	\$510,000.00
Capital Assets						
Capital Assets	\$0.00	\$0.00	0.00%	\$0.00	0.00%	\$2,758,138.00
Total Capital Assets	\$0.00	\$0.00	0.00%	\$0.00	0.00%	\$2,758,138.00
Furniture, Fixtures & Equipment						
Furniture, Fixtures & Equipme	\$1,083.00	\$1,645.32	11.19%	\$14,700.00	0.33%	\$500,000.00
Total Furniture, Fixtures & Equip	\$1,083.00	\$1,645.32	11.19%	\$14,700.00	0.33%	\$500,000.00
Technology Hardware & Software						
Technology Hardware	\$15,506.85	\$39,612.02	13.41%	\$295,381.00	3.96%	\$1,000,000.00
Technology Contingency	\$1,930.00	\$6,996.52	19.99%	\$35,000.00	0.00%	\$0.00
Software & Subscriptions	\$35,533.51	\$173,558.97	49.33%	\$351,858.00	0.00%	\$0.00
Total Technology Hardware & S	\$52,970.36	\$220,167.51	32.27%	\$682,239.00	22.02%	\$1,000,000.00
Professional Services						
Legal fees	\$1,333.00	\$13,167.64	62.70%	\$21,000.00	3.29%	\$400,000.00
Legal expenses	\$0.00	\$237.60	95.04%	\$250.00	0.00%	\$0.00
Consultant fees	\$4,235.00	\$42,292.50	43.81%	\$96,535.00	0.00%	\$0.00
Audit expense	\$0.00	\$13,200.00	100.00%	\$13,200.00	0.00%	\$0.00
Total Professional Services	\$5,568.00	\$68,897.74	52.60%	\$130,985.00	17.22%	\$400,000.00
Trustee Expenses						
Trustee expense	\$317.16	\$1,151.75	38.39%	\$3,000.00	11.52%	\$10,000.00

# Barrington Public Library District

## Expenditures-General Fund

For the Period Ended January 31, 2023

	<u>Actual Month</u>	<u>Actual Y-T-D</u>	<u>% of Annual Budget</u>	<u>Annual Budget</u>	<u>% of Appropriation</u>	<u>Appropriation</u>
Total Trustee Expenses	\$317.16	\$1,151.75	38.39%	\$3,000.00	11.52%	\$10,000.00
<b>Total Expenditures</b>	<b>\$537,047.41</b>	<b>\$3,289,119.59</b>	<b>50.28%</b>	<b>\$6,542,072.00</b>	<b>25.76%</b>	<b>\$12,768,138.00</b>

# Barrington Public Library District

## Expenditures-Other Funds

For the Period Ended January 31, 2023

Expenditures	Actual Month	Actual Y-T-D	% of Annual Budget	Annual Budget	% of Appropriation	Appropriation
<b>Benefits</b>						
FICA employer	\$16,343.27	\$120,119.56	52.48%	\$228,899.00	28.65%	\$419,250.00
Medicare employer	\$3,822.17	\$28,092.45	52.48%	\$53,533.00	0.00%	\$0.00
Unemployment insurance	\$0.00	\$554.60	0.00%	\$0.00	0.00%	\$0.00
IMRF	\$53,562.69	\$183,650.35	59.11%	\$310,675.00	36.73%	\$500,000.00
<b>Total Benefits</b>	<b>\$73,728.13</b>	<b>\$332,416.96</b>	<b>56.05%</b>	<b>\$593,107.00</b>	<b>36.16%</b>	<b>\$919,250.00</b>
<b>Staff Development &amp; Training</b>						
Staff Expenses	\$0.00	\$105.00	0.00%	\$0.00	0.00%	\$0.00
<b>Total Staff Development &amp; Train</b>	<b>\$0.00</b>	<b>\$105.00</b>	<b>0.00%</b>	<b>\$0.00</b>	<b>0.00%</b>	<b>\$0.00</b>
<b>Library Materials</b>						
Books	(\$26,410.26)	\$2,363.26	0.00%	\$0.00	0.00%	\$0.00
<b>Total Library Materials</b>	<b>(\$26,410.26)</b>	<b>\$2,363.26</b>	<b>0.00%</b>	<b>\$0.00</b>	<b>0.00%</b>	<b>\$0.00</b>
<b>Library Programs</b>						
Library programs	\$0.00	\$985.95	11.20%	\$8,800.00	0.30%	\$328,000.00
<b>Total Library Programs</b>	<b>\$0.00</b>	<b>\$985.95</b>	<b>11.20%</b>	<b>\$8,800.00</b>	<b>0.30%</b>	<b>\$328,000.00</b>
<b>District Admin &amp; Operating Expense</b>						
Fees & Service Charges	\$479.75	\$1,661.04	92.28%	\$1,800.00	66.44%	\$2,500.00
Business Insurance	\$65,242.93	\$66,095.72	78.11%	\$84,616.00	44.06%	\$150,000.00
<b>Total District Admin &amp; Operating</b>	<b>\$65,722.68</b>	<b>\$67,756.76</b>	<b>78.41%</b>	<b>\$86,416.00</b>	<b>44.43%</b>	<b>\$152,500.00</b>
<b>Facility Operating Expense</b>						
Rental Spaces	\$0.00	\$840.00	100.00%	\$840.00	0.00%	\$0.00
Utilities-electric	(\$11,518.05)	\$0.00	0.00%	\$0.00	0.00%	\$0.00
Utilities-gas	(\$7,774.61)	\$0.00	0.00%	\$0.00	0.00%	\$0.00
Utilities-water, sewer	(\$3,690.62)	\$0.00	0.00%	\$0.00	0.00%	\$0.00
Utilities-Garbage	(\$2,087.46)	\$0.00	0.00%	\$0.00	0.00%	\$0.00
Building maintenance & repa	\$6,224.68	\$75,185.20	49.72%	\$151,230.00	17.48%	\$430,000.00
Bldg maintenance supplies	\$401.95	\$14,537.33	55.91%	\$26,000.00	0.00%	\$0.00
Repair Contingency	\$0.00	\$28,741.97	97.76%	\$29,400.00	0.00%	\$0.00
Equipment maintenance	\$4,258.04	\$30,345.55	24.33%	\$124,714.00	14.45%	\$210,000.00
Traffic light	\$0.00	\$3,087.42	52.33%	\$5,900.00	0.00%	\$0.00
Site maintenance	\$7,042.08	\$46,268.27	48.55%	\$95,300.00	23.73%	\$195,000.00
Site Contingency	\$0.00	\$60.00	0.30%	\$20,000.00	0.00%	\$0.00
Vehicle operation & mainten.	\$280.12	\$5,275.94	58.62%	\$9,000.00	0.00%	\$0.00
<b>Total Facility Operating Expense</b>	<b>(\$6,863.87)</b>	<b>\$204,341.68</b>	<b>44.19%</b>	<b>\$462,384.00</b>	<b>24.47%</b>	<b>\$835,000.00</b>
<b>Capital Assets</b>						
Capital Assets	\$0.00	\$2,405.00	58.59%	\$4,105.00	1.30%	\$185,000.00
Library Building & Grounds R	\$16,396.09	\$442,863.69	47.68%	\$928,754.00	9.16%	\$4,835,000.00

# Barrington Public Library District

## Expenditures-Other Funds

For the Period Ended January 31, 2023

	<u>Actual Month</u>	<u>Actual Y-T-D</u>	<u>% of Annual Budget</u>	<u>Annual Budget</u>	<u>% of Appropriation</u>	<u>Appropriation</u>
Total Capital Assets	\$16,396.09	\$445,268.69	47.73%	\$932,859.00	8.87%	\$5,020,000.00
Professional Services						
Consultant fees	\$0.00	\$0.00	0.00%	\$30,000.00	0.00%	\$35,000.00
Total Professional Services	\$0.00	\$0.00	0.00%	\$30,000.00	0.00%	\$35,000.00
<b>Total Expenditures</b>	<b>\$122,572.77</b>	<b>\$1,053,238.30</b>	<b>49.83%</b>	<b>\$2,113,566.00</b>	<b>14.45%</b>	<b>\$7,289,750.00</b>

# Barrington Public Library District

## Account Distribution

### General Fund

Date	Trans.	Journal	Reference	Debit Amount	Credit Amount	Balance
<b>10-4000-00</b>						
<b>Account: 10-4000-00 (Salaries)</b>						
01/01/2023			<i>Account Beginning Balance</i>			\$10,695.23
01/10/2023	8841-16	Journal Entry	Payroll & Settlement of Taxes	\$0.00		
01/27/2023	8864-13	Journal Entry	Payroll & Settlement of Taxes	\$12,773.08		
				<u>\$12,773.08</u>	<u>\$0.00</u>	
01/31/2023			<i>Account Net Change</i>			\$12,773.08
01/31/2023			<i>Account Ending Balance</i>			<u>\$23,468.31</u>
<b>10-4000-10</b>						
<b>Account: 10-4000-10 (Salaries)</b>						
01/01/2023			<i>Account Beginning Balance</i>			\$168,716.24
01/10/2023	8841-17	Journal Entry	Payroll & Settlement of Taxes	\$13,099.00		
01/27/2023	8864-14	Journal Entry	Payroll & Settlement of Taxes	\$10,594.25		
				<u>\$23,693.25</u>	<u>\$0.00</u>	
01/31/2023			<i>Account Net Change</i>			\$23,693.25
01/31/2023			<i>Account Ending Balance</i>			<u>\$192,409.49</u>
<b>10-4000-11</b>						
<b>Account: 10-4000-11 (Salaries)</b>						
01/01/2023			<i>Account Beginning Balance</i>			\$80,552.50
01/10/2023	8841-18	Journal Entry	Payroll & Settlement of Taxes	\$6,389.74		
01/27/2023	8864-15	Journal Entry	Payroll & Settlement of Taxes	\$6,222.30		
				<u>\$12,612.04</u>	<u>\$0.00</u>	
01/31/2023			<i>Account Net Change</i>			\$12,612.04
01/31/2023			<i>Account Ending Balance</i>			<u>\$93,164.54</u>
<b>10-4000-12</b>						
<b>Account: 10-4000-12 (Salaries)</b>						
01/01/2023			<i>Account Beginning Balance</i>			\$71,548.11
01/10/2023	8841-19	Journal Entry	Payroll & Settlement of Taxes	\$4,981.71		
01/27/2023	8864-16	Journal Entry	Payroll & Settlement of Taxes	\$4,981.71		
				<u>\$9,963.42</u>	<u>\$0.00</u>	
01/31/2023			<i>Account Net Change</i>			\$9,963.42
01/31/2023			<i>Account Ending Balance</i>			<u>\$81,511.53</u>
<b>10-4000-13</b>						
<b>Account: 10-4000-13 (Salaries)</b>						
01/01/2023			<i>Account Beginning Balance</i>			\$80,356.90
01/10/2023	8841-20	Journal Entry	Payroll & Settlement of Taxes	\$5,963.48		
01/27/2023	8864-17	Journal Entry	Payroll & Settlement of Taxes	\$5,963.47		
				<u>\$11,926.95</u>	<u>\$0.00</u>	
01/31/2023			<i>Account Net Change</i>			\$11,926.95
01/31/2023			<i>Account Ending Balance</i>			<u>\$92,283.85</u>
<b>10-4000-20</b>						
<b>Account: 10-4000-20 (Salaries)</b>						
01/01/2023			<i>Account Beginning Balance</i>			\$341,159.82
01/10/2023	8841-21	Journal Entry	Payroll & Settlement of Taxes	\$26,584.18		
01/27/2023	8864-18	Journal Entry	Payroll & Settlement of Taxes	\$26,634.11		

# Barrington Public Library District

## Account Distribution

### General Fund

Date	Trans.	Journal	Reference	Debit Amount	Credit Amount	Balance
<b>Account:</b>	<b>10-4000-20 (Salaries)</b>					
				\$53,218.29	\$0.00	
01/31/2023			<i>Account Net Change</i>			\$53,218.29
01/31/2023			<i>Account Ending Balance</i>			<u>\$394,378.11</u>
<b>10-4000-30</b>						
<b>Account:</b>	<b>10-4000-30 (Salaries)</b>					
01/01/2023			<i>Account Beginning Balance</i>			\$79,322.69
01/10/2023	8841-22	Journal Entry	Payroll & Settlement of Taxes	\$5,797.30		
01/27/2023	8864-19	Journal Entry	Payroll & Settlement of Taxes	\$6,157.09		
				\$11,954.39	\$0.00	
01/31/2023			<i>Account Net Change</i>			\$11,954.39
01/31/2023			<i>Account Ending Balance</i>			<u>\$91,277.08</u>
<b>10-4000-35</b>						
<b>Account:</b>	<b>10-4000-35 (Salaries)</b>					
01/01/2023			<i>Account Beginning Balance</i>			\$163,426.32
01/10/2023	8841-23	Journal Entry	Payroll & Settlement of Taxes	\$13,564.84		
01/27/2023	8864-20	Journal Entry	Payroll & Settlement of Taxes	\$13,364.60		
				\$26,929.44	\$0.00	
01/31/2023			<i>Account Net Change</i>			\$26,929.44
01/31/2023			<i>Account Ending Balance</i>			<u>\$190,355.76</u>
<b>10-4000-40</b>						
<b>Account:</b>	<b>10-4000-40 (Salaries)</b>					
01/01/2023			<i>Account Beginning Balance</i>			\$184,997.32
01/10/2023	8841-24	Journal Entry	Payroll & Settlement of Taxes	\$13,832.53		
01/27/2023	8864-21	Journal Entry	Payroll & Settlement of Taxes	\$14,355.57		
				\$28,188.10	\$0.00	
01/31/2023			<i>Account Net Change</i>			\$28,188.10
01/31/2023			<i>Account Ending Balance</i>			<u>\$213,185.42</u>
<b>10-4000-45</b>						
<b>Account:</b>	<b>10-4000-45 (Salaries)</b>					
01/01/2023			<i>Account Beginning Balance</i>			\$44,563.80
01/10/2023	8841-25	Journal Entry	Payroll & Settlement of Taxes	\$3,704.07		
01/27/2023	8864-22	Journal Entry	Payroll & Settlement of Taxes	\$4,492.35		
				\$8,196.42	\$0.00	
01/31/2023			<i>Account Net Change</i>			\$8,196.42
01/31/2023			<i>Account Ending Balance</i>			<u>\$52,760.22</u>
<b>10-4000-50</b>						
<b>Account:</b>	<b>10-4000-50 (Salaries)</b>					
01/01/2023			<i>Account Beginning Balance</i>			\$219,223.80
01/10/2023	8841-26	Journal Entry	Payroll & Settlement of Taxes	\$16,332.23		
01/27/2023	8864-23	Journal Entry	Payroll & Settlement of Taxes	\$16,349.04		
				\$32,681.27	\$0.00	
01/31/2023			<i>Account Net Change</i>			\$32,681.27
01/31/2023			<i>Account Ending Balance</i>			<u>\$251,905.07</u>

# Barrington Public Library District

## Account Distribution

### General Fund

Date	Trans.	Journal	Reference	Debit Amount	Credit Amount	Balance
<b>10-4000-60</b>						
<b>Account: 10-4000-60 (Salaries)</b>						
01/01/2023			<i>Account Beginning Balance</i>			\$257,916.70
01/10/2023	8841-27	Journal Entry	Payroll & Settlement of Taxes	\$18,303.88		
01/27/2023	8864-24	Journal Entry	Payroll & Settlement of Taxes	\$18,415.67		
				<u>\$36,719.55</u>	<u>\$0.00</u>	
01/31/2023			<i>Account Net Change</i>			\$36,719.55
01/31/2023			<i>Account Ending Balance</i>			<u>\$294,636.25</u>
<b>10-4600-00</b>						
<b>Account: 10-4600-00 (Insurance-medical and life)</b>						
01/01/2023			<i>Account Beginning Balance</i>			\$201,399.40
01/10/2023	8841-15	Journal Entry	Payroll & Settlement of Taxes		\$2,628.00	
01/11/2023	8842-43	Accounts Payable	Wellness Insurance N-Medical-Life Insurance	\$41,113.23		
01/11/2023	8861-2	Journal Entry	Reimbursements, donation, rent		\$2,218.00	
01/26/2023	8869-2	Journal Entry	Reserve Distribution		\$2,039.18	
01/27/2023	8864-12	Journal Entry	Payroll & Settlement of Taxes		\$2,628.00	
				<u>\$41,113.23</u>	<u>\$9,513.18</u>	
01/31/2023			<i>Account Net Change</i>			\$31,600.05
01/31/2023			<i>Account Ending Balance</i>			<u>\$232,999.45</u>
<b>10-4700-00</b>						
<b>Account: 10-4700-00 (Hiring)</b>						
01/01/2023			<i>Account Beginning Balance</i>			\$170.87
01/10/2023	8841-3	Journal Entry	Payroll & Settlement of Taxes	\$34.95		
				<u>\$34.95</u>	<u>\$0.00</u>	
01/31/2023			<i>Account Net Change</i>			\$34.95
01/31/2023			<i>Account Ending Balance</i>			<u>\$205.82</u>
<b>10-4800-00</b>						
<b>Account: 10-4800-00 (Staff Development)</b>						
01/01/2023			<i>Account Beginning Balance</i>			\$2,014.37
01/04/2023	8835-7	Accounts Payable	Victoria Lee-4 Star Library Celebration	\$231.00		
				<u>\$231.00</u>	<u>\$0.00</u>	
01/31/2023			<i>Account Net Change</i>			\$231.00
01/31/2023			<i>Account Ending Balance</i>			<u>\$2,245.37</u>
<b>10-4800-10</b>						
<b>Account: 10-4800-10 (Staff Development)</b>						
01/01/2023			<i>Account Beginning Balance</i>			\$1,709.72
01/31/2023			<i>Account Net Change</i>			\$0.00
01/31/2023			<i>Account Ending Balance</i>			<u>\$1,709.72</u>
<b>10-4800-11</b>						
<b>Account: 10-4800-11 (Staff Development)</b>						
01/01/2023			<i>Account Beginning Balance</i>			\$2,301.50
01/18/2023	8846-39	Accounts Payable	CBT Nuggets LLC-IT Training	\$2,396.00		
				<u>\$2,396.00</u>	<u>\$0.00</u>	
01/31/2023			<i>Account Net Change</i>			\$2,396.00
01/31/2023			<i>Account Ending Balance</i>			<u>\$4,697.50</u>



# Barrington Public Library District

## Account Distribution

### General Fund

Date	Trans.	Journal	Reference	Debit Amount	Credit Amount	Balance
<b>10-4800-13</b>						
<b>Account: 10-4800-13 (Staff Development)</b>						
01/01/2023						Account Beginning Balance \$705.31
01/29/2023	8870-4	Accounts Payable	REVERSE-ADJUST-First Bankcard-AC0191-09/23/2	\$0.00	\$275.00	
01/31/2023						Account Net Change (\$275.00)
01/31/2023						Account Ending Balance \$430.31
<b>10-4800-20</b>						
<b>Account: 10-4800-20 (Staff Development)</b>						
01/01/2023						Account Beginning Balance \$1,064.75
01/29/2023	8870-1	Accounts Payable	ADJUST-First Bankcard-Annual ALA Conference	\$275.00		
				\$275.00	\$0.00	
01/31/2023						Account Net Change \$275.00
01/31/2023						Account Ending Balance \$1,339.75
<b>10-4800-40</b>						
<b>Account: 10-4800-40 (Staff Development)</b>						
01/01/2023						Account Beginning Balance \$1,249.00
01/31/2023						Account Net Change \$0.00
01/31/2023						Account Ending Balance \$1,249.00
<b>10-4800-50</b>						
<b>Account: 10-4800-50 (Staff Development)</b>						
01/01/2023						Account Beginning Balance \$0.00
01/10/2023	8841-29	Journal Entry	Payroll & Settlement of Taxes	\$0.00		
				\$0.00	\$0.00	
01/31/2023						Account Net Change \$0.00
01/31/2023						Account Ending Balance \$0.00
<b>10-4800-60</b>						
<b>Account: 10-4800-60 (Staff Development)</b>						
01/01/2023						Account Beginning Balance \$925.13
01/10/2023	8841-30	Journal Entry	Payroll & Settlement of Taxes	\$0.00		
				\$0.00	\$0.00	
01/31/2023						Account Net Change \$0.00
01/31/2023						Account Ending Balance \$925.13
<b>10-4810-11</b>						
<b>Account: 10-4810-11 (Dues &amp; Memberships)</b>						
01/01/2023						Account Beginning Balance \$0.00
01/30/2023	8872-1	Accounts Payable	ADJUST-American Library Ass-Regular & Core Me	\$225.00		
				\$225.00	\$0.00	
01/31/2023						Account Net Change \$225.00
01/31/2023						Account Ending Balance \$225.00
<b>10-4810-13</b>						
<b>Account: 10-4810-13 (Dues &amp; Memberships)</b>						
01/01/2023						Account Beginning Balance \$200.00

# Barrington Public Library District

## Account Distribution

### General Fund

Date	Trans.	Journal	Reference	Debit Amount	Credit Amount	Balance
<b>Account: 10-4810-13 (Dues &amp; Memberships)</b>						
01/31/2023			<i>Account Net Change</i>			\$0.00
01/31/2023			<i>Account Ending Balance</i>			<u>\$200.00</u>
<b>10-4810-20</b>						
<b>Account: 10-4810-20 (Dues &amp; Memberships)</b>						
01/01/2023			<i>Account Beginning Balance</i>			\$155.00
01/04/2023	8835-19	Accounts Payable	First Bankcard-ALA Membership Renewals	\$377.00		
				<u>\$377.00</u>	\$0.00	
01/31/2023			<i>Account Net Change</i>			\$377.00
01/31/2023			<i>Account Ending Balance</i>			<u>\$532.00</u>
<b>10-4810-40</b>						
<b>Account: 10-4810-40 (Dues &amp; Memberships)</b>						
01/01/2023			<i>Account Beginning Balance</i>			\$228.00
01/31/2023			<i>Account Net Change</i>			\$0.00
01/31/2023			<i>Account Ending Balance</i>			<u>\$228.00</u>
<b>10-4810-50</b>						
<b>Account: 10-4810-50 (Dues &amp; Memberships)</b>						
01/01/2023			<i>Account Beginning Balance</i>			\$225.00
01/25/2023	8865-105	Accounts Payable	WILIUG-2022-2023 Membership Dues	\$40.00		
01/30/2023	8872-4	Accounts Payable	REVERSE-ADJUST-American Library Ass-2261889		\$225.00	
				<u>\$40.00</u>	<u>\$225.00</u>	
01/31/2023			<i>Account Net Change</i>			(\$185.00)
01/31/2023			<i>Account Ending Balance</i>			<u>\$40.00</u>
<b>10-4820-10</b>						
<b>Account: 10-4820-10 (Staff Expenses)</b>						
01/01/2023			<i>Account Beginning Balance</i>			\$2,813.61
01/04/2023	8835-200	Accounts Payable	Amazon Capital Servi-Compostable cups and box	\$151.94		
01/25/2023	8865-9	Accounts Payable	Amazon Capital Servi-Tea & Coffee	\$25.81		
01/25/2023	8865-97	Accounts Payable	A H Office Coffee Se-Coffee, Water, Cooler Rental	\$30.00		
				<u>\$207.75</u>	\$0.00	
01/31/2023			<i>Account Net Change</i>			\$207.75
01/31/2023			<i>Account Ending Balance</i>			<u>\$3,021.36</u>
<b>10-5100-00</b>						
<b>Account: 10-5100-00 (Books)</b>						
01/01/2023			<i>Account Beginning Balance</i>			\$0.00
01/18/2023	8846-206	Accounts Payable	Ingram Library Servi-72804772		\$0.86	
01/31/2023	8894-17	Accounts Payable	ADJUST-Baker & Taylor Books-YS Books	\$223.94		
01/31/2023	8894-35	Accounts Payable	ADJUST-Baker & Taylor Books-YS Books	\$261.16		
01/31/2023	8894-285	Accounts Payable	ADJUST-Baker & Taylor Books-YS Books	\$494.36		
				<u>\$979.46</u>	<u>\$0.86</u>	
01/31/2023			<i>Account Net Change</i>			\$978.60
01/31/2023			<i>Account Ending Balance</i>			<u>\$978.60</u>
<b>10-5100-20</b>						
<b>Account: 10-5100-20 (Books)</b>						

**Barrington Public Library District**  
**Account Distribution**  
 General Fund

<b>Date</b>	<b>Trans.</b>	<b>Journal</b>	<b>Reference</b>	<b>Debit Amount</b>	<b>Credit Amount</b>	<b>Balance</b>
<b>Account:</b>	<b>10-5100-20 (Books)</b>					
01/01/2023			<i>Account Beginning Balance</i>			\$67,712.87
01/04/2023	8829-1	Accounts Payable	Baker & Taylor Books-2036834100/203695393		\$138.05	
01/04/2023	8835-50	Accounts Payable	Ingram Library Servi-AS Books	\$378.89		
01/04/2023	8835-52	Accounts Payable	Ingram Library Servi-AS Books	\$93.68		
01/04/2023	8835-64	Accounts Payable	Ingram Library Servi-AS Books	\$798.34		
01/04/2023	8835-66	Accounts Payable	Ingram Library Servi-AS Books	\$461.66		
01/04/2023	8835-68	Accounts Payable	Ingram Library Servi-AS Books	\$154.10		
01/04/2023	8835-70	Accounts Payable	Ingram Library Servi-AS Books	\$325.00		
01/04/2023	8835-72	Accounts Payable	Ingram Library Servi-AS Books	\$450.51		
01/04/2023	8835-74	Accounts Payable	Ingram Library Servi-AS Books	\$313.13		
01/04/2023	8835-76	Accounts Payable	Ingram Library Servi-AS Books	\$251.37		
01/04/2023	8835-78	Accounts Payable	Ingram Library Servi-AS Books	\$383.20		
01/04/2023	8835-80	Accounts Payable	Ingram Library Servi-AS Books	\$751.68		
01/04/2023	8835-82	Accounts Payable	Ingram Library Servi-AS Books	\$111.45		
01/04/2023	8835-84	Accounts Payable	Ingram Library Servi-AS/G&G Books	\$462.03		
01/04/2023	8835-87	Accounts Payable	Ingram Library Servi-AS/G&G Books	\$269.59		
01/04/2023	8835-207	Accounts Payable	Baker & Taylor Books-AS Books	\$104.28		
01/04/2023	8835-209	Accounts Payable	Baker & Taylor Books-AS Books	\$116.36		
01/04/2023	8835-211	Accounts Payable	Baker & Taylor Books-AS Books	\$265.64		
01/04/2023	8835-213	Accounts Payable	Baker & Taylor Books-AS Books	\$449.17		
01/04/2023	8835-215	Accounts Payable	Baker & Taylor Books-AS Books	\$237.28		
01/04/2023	8835-240	Accounts Payable	Baker & Taylor Books-138.11 +.06		\$138.17	
01/04/2023	8835-244	Accounts Payable	Ingram Library Servi-AS Books	\$863.55		
01/04/2023	8835-246	Accounts Payable	Ingram Library Servi-AS Books	\$199.06		
01/04/2023	8835-253	Accounts Payable	REVERSE-Baker & Taylor Books-2036834100/2036	\$138.05		
01/18/2023	8846-73	Accounts Payable	Baker & Taylor Books-AS Books	\$602.44		
01/18/2023	8846-75	Accounts Payable	Baker & Taylor Books-AS Books	\$35.39		
01/18/2023	8846-77	Accounts Payable	Baker & Taylor Books-AS Books	\$153.22		
01/18/2023	8846-79	Accounts Payable	Baker & Taylor Books-AS Books	\$239.59		
01/18/2023	8846-81	Accounts Payable	Baker & Taylor Books-AS Books	\$19.19		
01/18/2023	8846-83	Accounts Payable	Baker & Taylor Books-AS Books	\$125.32		
01/18/2023	8846-85	Accounts Payable	Baker & Taylor Books-AS Books	\$14.17		
01/18/2023	8846-109	Accounts Payable	Baker & Taylor Books-AS/G&G Books	\$235.96		
01/18/2023	8846-112	Accounts Payable	Baker & Taylor Books-AS/G&G Books	\$86.27		
01/18/2023	8846-115	Accounts Payable	Baker & Taylor Books-AS/G&G Books	\$83.11		
01/18/2023	8846-128	Accounts Payable	Ingram Library Servi-AS Books	\$204.43		
01/18/2023	8846-141	Accounts Payable	Ingram Library Servi-AS Books	\$620.31		
01/18/2023	8846-143	Accounts Payable	Ingram Library Servi-AS Books	\$410.83		
01/18/2023	8846-145	Accounts Payable	Ingram Library Servi-AS Books	\$1,101.89		
01/18/2023	8846-147	Accounts Payable	Ingram Library Servi-AS Books	\$495.81		
01/18/2023	8846-149	Accounts Payable	Ingram Library Servi-AS Books	\$514.36		
01/18/2023	8846-151	Accounts Payable	Ingram Library Servi-AS Books	\$425.96		
01/18/2023	8846-153	Accounts Payable	Ingram Library Servi-AS Books	\$215.56		
01/18/2023	8846-155	Accounts Payable	Ingram Library Servi-AS/G&G Books	\$1,414.59		
01/18/2023	8846-158	Accounts Payable	Ingram Library Servi-AS/G&G Books	\$1,143.41		
01/18/2023	8846-188	Accounts Payable	Polonia Bookstore-AS Books	\$382.12		
01/18/2023	8846-196	Accounts Payable	Baker & Taylor Books-AS Books	\$215.76		
01/18/2023	8846-202	Accounts Payable	Ingram Library Servi-72185988		\$14.98	
01/18/2023	8846-210	Accounts Payable	Ingram Library Servi-73450414		\$15.81	
01/18/2023	8846-214	Accounts Payable	Ingram Library Servi-72702963		\$33.90	

# Barrington Public Library District

## Account Distribution

### General Fund

Date	Trans.	Journal	Reference	Debit Amount	Credit Amount	Balance
<b>Account:</b>	<b>10-5100-20 (Books)</b>					
01/25/2023	8865-135	Accounts Payable	Baker & Taylor Books-AS/G&G Books	\$188.84		
01/25/2023	8865-142	Accounts Payable	Baker & Taylor Books-AS/G&G Books	\$32.71		
01/25/2023	8865-149	Accounts Payable	Baker & Taylor Books-AS/G&G Books	\$102.78		
01/25/2023	8865-150	Accounts Payable	Baker & Taylor Books-AS Books	\$19.88		
01/25/2023	8865-152	Accounts Payable	Baker & Taylor Books-AS Books	\$49.92		
01/25/2023	8865-154	Accounts Payable	Ingram Library Servi-AS Books	\$318.63		
01/25/2023	8865-156	Accounts Payable	Ingram Library Servi-AS Books	\$145.10		
01/25/2023	8865-158	Accounts Payable	Ingram Library Servi-AS/G&G Books	\$233.58		
01/25/2023	8865-161	Accounts Payable	Ingram Library Servi-AS Books	\$295.52		
01/25/2023	8865-163	Accounts Payable	Ingram Library Servi-AS/G&G Books	\$66.60		
01/25/2023	8865-166	Accounts Payable	Ingram Library Servi-AS Books	\$239.21		
01/25/2023	8865-168	Accounts Payable	Ingram Library Servi-AS Books	\$300.93		
01/25/2023	8865-170	Accounts Payable	Ingram Library Servi-AS Books	\$164.21		
01/25/2023	8865-174	Accounts Payable	Ingram Library Servi-AS/G&G Books	\$359.46		
01/25/2023	8865-177	Accounts Payable	Ingram Library Servi-AS Books	\$109.00		
01/25/2023	8865-199	Accounts Payable	Ingram Library Servi-AS Books	\$193.80		
01/25/2023	8865-201	Accounts Payable	Ingram Library Servi-AS Books	\$91.44		
				\$19,229.32	\$340.91	
01/31/2023			<i>Account Net Change</i>			\$18,888.41
01/31/2023			<i>Account Ending Balance</i>			\$86,601.28

<b>10-5100-60</b>						
<b>Account:</b>	<b>10-5100-60 (Books)</b>					
01/01/2023			<i>Account Beginning Balance</i>			\$3,036.65
01/04/2023	8835-90	Accounts Payable	Ingram Library Servi-YS Books	\$9.25		
01/04/2023	8835-217	Accounts Payable	Baker & Taylor Books-YS Books & YS Backpacks	\$1,003.09		
01/18/2023	8846-122	Accounts Payable	Ingram Library Servi-YS Books & YS Backpacks	\$110.60		
01/18/2023	8846-125	Accounts Payable	Ingram Library Servi-YS Books & YS Backpacks	\$9.25		
01/25/2023	8865-172	Accounts Payable	Ingram Library Servi-YS Books	\$37.77		
01/31/2023	8894-5	Accounts Payable	ADJUST-Baker & Taylor Books-YS Books	\$239.12		
01/31/2023	8894-11	Accounts Payable	ADJUST-Baker & Taylor Books-YS Books	\$1,036.90		
01/31/2023	8894-23	Accounts Payable	ADJUST-Baker & Taylor Books-YS Books	\$270.19		
01/31/2023	8894-29	Accounts Payable	ADJUST-Baker & Taylor Books-YS Books	\$254.78		
01/31/2023	8894-41	Accounts Payable	ADJUST-Baker & Taylor Books-YS Books	\$410.41		
01/31/2023	8894-47	Accounts Payable	ADJUST-Baker & Taylor Books-YS Books	\$345.38		
01/31/2023	8894-53	Accounts Payable	ADJUST-Baker & Taylor Books-YS Books	\$123.97		
01/31/2023	8894-59	Accounts Payable	ADJUST-Baker & Taylor Books-YS Books	\$129.25		
01/31/2023	8894-65	Accounts Payable	ADJUST-Baker & Taylor Books-YS Books	\$825.76		
01/31/2023	8894-71	Accounts Payable	ADJUST-Baker & Taylor Books-YS Books	\$339.85		
01/31/2023	8894-77	Accounts Payable	ADJUST-Baker & Taylor Books-YS Books	\$454.14		
01/31/2023	8894-83	Accounts Payable	ADJUST-Baker & Taylor Books-YS Books	\$868.65		
01/31/2023	8894-89	Accounts Payable	ADJUST-Baker & Taylor Books-YS Books	\$295.48		
01/31/2023	8894-95	Accounts Payable	ADJUST-Baker & Taylor Books-YS Books	\$120.31		
01/31/2023	8894-101	Accounts Payable	ADJUST-Baker & Taylor Books-YS Books	\$283.80		
01/31/2023	8894-107	Accounts Payable	ADJUST-Baker & Taylor Books-YS Books	\$304.65		
01/31/2023	8894-113	Accounts Payable	ADJUST-Baker & Taylor Books-YS Books	\$435.08		
01/31/2023	8894-119	Accounts Payable	ADJUST-Baker & Taylor Books-YS Books	\$699.54		
01/31/2023	8894-125	Accounts Payable	ADJUST-Baker & Taylor Books-YS Books	\$319.79		
01/31/2023	8894-131	Accounts Payable	ADJUST-Baker & Taylor Books-YS Books	\$382.87		
01/31/2023	8894-137	Accounts Payable	ADJUST-Baker & Taylor Books-YS Books	\$313.58		

# Barrington Public Library District

## Account Distribution

### General Fund

Date	Trans.	Journal	Reference	Debit Amount	Credit Amount	Balance
<b>Account: 10-5100-60 (Books)</b>						
01/31/2023	8894-143	Accounts Payable	ADJUST-Baker & Taylor Books-YS Books	\$376.08		
01/31/2023	8894-149	Accounts Payable	ADJUST-Baker & Taylor Books-YS Books	\$386.32		
01/31/2023	8894-155	Accounts Payable	ADJUST-Baker & Taylor Books-YS Books	\$1,682.35		
01/31/2023	8894-165	Accounts Payable	ADJUST-Baker & Taylor Books-YS Books	\$431.58		
01/31/2023	8894-171	Accounts Payable	ADJUST-Baker & Taylor Books-YS Books	\$1,629.37		
01/31/2023	8894-177	Accounts Payable	ADJUST-Baker & Taylor Books-YS Books	\$348.61		
01/31/2023	8894-183	Accounts Payable	ADJUST-Baker & Taylor Books-YS Books	\$337.05		
01/31/2023	8894-189	Accounts Payable	ADJUST-Baker & Taylor Books-YS Books	\$420.49		
01/31/2023	8894-195	Accounts Payable	ADJUST-Baker & Taylor Books-YS Books	\$786.20		
01/31/2023	8894-201	Accounts Payable	ADJUST-Baker & Taylor Books-YS Books	\$420.49		
01/31/2023	8894-207	Accounts Payable	ADJUST-Baker & Taylor Books-YS Books	\$757.40		
01/31/2023	8894-213	Accounts Payable	ADJUST-Baker & Taylor Books-YS Books	\$427.67		
01/31/2023	8894-219	Accounts Payable	ADJUST-Baker & Taylor Books-YS Books	\$23.89		
01/31/2023	8894-225	Accounts Payable	ADJUST-Baker & Taylor Books-YS Books	\$274.66		
01/31/2023	8894-231	Accounts Payable	ADJUST-Baker & Taylor Books-YS Books	\$242.27		
01/31/2023	8894-237	Accounts Payable	ADJUST-Baker & Taylor Books-YS Books	\$260.11		
01/31/2023	8894-243	Accounts Payable	ADJUST-Baker & Taylor Books-YS Books	\$441.95		
01/31/2023	8894-249	Accounts Payable	ADJUST-Baker & Taylor Books-YS Books	\$583.44		
01/31/2023	8894-255	Accounts Payable	ADJUST-Baker & Taylor Books-YS Books	\$303.80		
01/31/2023	8894-261	Accounts Payable	ADJUST-Baker & Taylor Books-YS Books	\$2,679.74		
01/31/2023	8894-267	Accounts Payable	ADJUST-Baker & Taylor Books-YS Books	\$402.78		
01/31/2023	8894-273	Accounts Payable	ADJUST-Baker & Taylor Books-YS Books	\$352.37		
01/31/2023	8894-279	Accounts Payable	ADJUST-Baker & Taylor Books-YS Books	\$695.67		
01/31/2023	8894-291	Accounts Payable	ADJUST-Baker & Taylor Books-YS Books	\$280.58		
01/31/2023	8894-297	Accounts Payable	ADJUST-Baker & Taylor Books-YS Books	\$1,507.86		
01/31/2023	8894-303	Accounts Payable	ADJUST-Baker & Taylor Books-YS Books	\$535.14		
01/31/2023	8894-309	Accounts Payable	ADJUST-Baker & Taylor Books-YS Books	\$565.18		
01/31/2023	8894-315	Accounts Payable	ADJUST-Baker & Taylor Books-YS Books	\$411.83		
01/31/2023	8894-321	Accounts Payable	ADJUST-Baker & Taylor Books-YS Books	\$727.29		
01/31/2023	8894-327	Accounts Payable	ADJUST-Baker & Taylor Books-YS Books	\$262.75		
01/31/2023	8894-333	Accounts Payable	ADJUST-Baker & Taylor Books-YS Books	\$202.46		
01/31/2023	8894-339	Accounts Payable	ADJUST-Baker & Taylor Books-YS Books	\$366.85		
01/31/2023	8894-345	Accounts Payable	ADJUST-Baker & Taylor Books-YS Books	\$352.09		
01/31/2023	8894-351	Accounts Payable	ADJUST-Baker & Taylor Books-YS Books	\$246.10		
01/31/2023	8894-357	Accounts Payable	ADJUST-Baker & Taylor Books-YS Books	\$223.85		
01/31/2023	8894-363	Accounts Payable	ADJUST-Baker & Taylor Books-121422	\$1,534.35		
01/31/2023	8894-369	Accounts Payable	ADJUST-Baker & Taylor Books-YS Books	\$300.38		
				\$31,404.46	\$0.00	
01/31/2023			<i>Account Net Change</i>			\$31,404.46
01/31/2023			<i>Account Ending Balance</i>			\$34,441.11

**10-5101-20**

**Account: 10-5101-20 (Books-Grab & Go)**

01/01/2023			<i>Account Beginning Balance</i>			\$4,209.67
01/04/2023	8835-86	Accounts Payable	Ingram Library Servi-AS/G&G Books	\$38.44		
01/04/2023	8835-89	Accounts Payable	Ingram Library Servi-AS/G&G Books	\$35.60		
01/18/2023	8846-107	Accounts Payable	Baker & Taylor Books-AS/G&G Books	\$85.25		
01/18/2023	8846-110	Accounts Payable	Baker & Taylor Books-AS/G&G Books	\$34.46		
01/18/2023	8846-113	Accounts Payable	Baker & Taylor Books-AS/G&G Books	\$16.81		
01/18/2023	8846-157	Accounts Payable	Ingram Library Servi-AS/G&G Books	\$41.26		

# Barrington Public Library District

## Account Distribution

### General Fund

Date	Trans.	Journal	Reference	Debit Amount	Credit Amount	Balance
<b>Account: 10-5101-20 (Books-Grab &amp; Go)</b>						
01/18/2023	8846-160	Accounts Payable	Ingram Library Servi-AS/G&G Books	\$28.28		
01/25/2023	8865-133	Accounts Payable	Baker & Taylor Books-AS/G&G Books	\$68.90		
01/25/2023	8865-140	Accounts Payable	Baker & Taylor Books-AS/G&G Books	\$16.24		
01/25/2023	8865-147	Accounts Payable	Baker & Taylor Books-AS/G&G Books	\$51.24		
01/25/2023	8865-160	Accounts Payable	Ingram Library Servi-AS/G&G Books	\$15.55		
01/25/2023	8865-165	Accounts Payable	Ingram Library Servi-AS/G&G Books	\$63.60		
01/25/2023	8865-176	Accounts Payable	Ingram Library Servi-AS/G&G Books	\$98.10		
				\$593.73	\$0.00	
01/31/2023			<i>Account Net Change</i>			\$593.73
01/31/2023			<i>Account Ending Balance</i>			\$4,803.40
<b>10-5200-20</b>						
<b>Account: 10-5200-20 (Periodicals)</b>						
01/01/2023			<i>Account Beginning Balance</i>			\$11,922.85
01/31/2023			<i>Account Net Change</i>			\$0.00
01/31/2023			<i>Account Ending Balance</i>			\$11,922.85
<b>10-5210-20</b>						
<b>Account: 10-5210-20 (E-Periodicals)</b>						
01/01/2023			<i>Account Beginning Balance</i>			\$16,303.60
01/31/2023			<i>Account Net Change</i>			\$0.00
01/31/2023			<i>Account Ending Balance</i>			\$16,303.60
<b>10-5300-12</b>						
<b>Account: 10-5300-12 (Circulating Equipment)</b>						
01/01/2023			<i>Account Beginning Balance</i>			\$123.88
01/18/2023	8846-71	Accounts Payable	Amazon Capital Servi-Sewing Machine with Acces	\$221.36		
				\$221.36	\$0.00	
01/31/2023			<i>Account Net Change</i>			\$221.36
01/31/2023			<i>Account Ending Balance</i>			\$345.24
<b>10-5300-60</b>						
<b>Account: 10-5300-60 (Circulating Equipment)</b>						
01/01/2023			<i>Account Beginning Balance</i>			\$1,431.28
01/04/2023	8835-219	Accounts Payable	Baker & Taylor Books-YS Books & YS Backpacks	\$5.94		
01/11/2023	8842-17	Accounts Payable	Amazon Capital Servi-Sand timers	\$5.99		
01/18/2023	8846-124	Accounts Payable	Ingram Library Servi-YS Books & YS Backpacks	\$22.56		
01/18/2023	8846-127	Accounts Payable	Ingram Library Servi-YS Books & YS Backpacks	\$11.59		
01/25/2023	8865-43	Accounts Payable	Amazon Capital Servi-YS Ukulele Kits	\$67.92		
				\$114.00	\$0.00	
01/31/2023			<i>Account Net Change</i>			\$114.00
01/31/2023			<i>Account Ending Balance</i>			\$1,545.28
<b>10-5310-20</b>						
<b>Account: 10-5310-20 (Audio books-spoken)</b>						
01/01/2023			<i>Account Beginning Balance</i>			\$4,649.87
01/04/2023	8835-110	Accounts Payable	Midwest Tape-AS Audio Books Spoken	\$89.98		
01/04/2023	8835-112	Accounts Payable	Midwest Tape-AS Audio Books Spoken	\$204.95		
01/04/2023	8835-167	Accounts Payable	Midwest Tape-AS Audio Books Spoken	\$39.99		
01/18/2023	8846-170	Accounts Payable	Midwest Tape-AS Audio Books Spoken	\$172.95		

# Barrington Public Library District

## Account Distribution

### General Fund

Date	Trans.	Journal	Reference	Debit Amount	Credit Amount	Balance
<b>Account: 10-5310-20 (Audio books-spoken)</b>						
01/18/2023	8846-172	Accounts Payable	Midwest Tape-AS Audio Books Spoken	\$9.99		
01/18/2023	8846-174	Accounts Payable	Midwest Tape-AS Audio Books Spoken	\$249.94		
01/18/2023	8846-176	Accounts Payable	Midwest Tape-AS Audio Books Spoken	\$163.96		
01/18/2023	8846-218	Accounts Payable	Midwest Tape-AS Audio Books	\$9.99		
01/25/2023	8865-179	Accounts Payable	Midwest Tape-AS Audio Books Spoken	\$126.97		
01/25/2023	8865-181	Accounts Payable	Midwest Tape-AS Audio Books Spoken	\$204.95		
				\$1,273.67	\$0.00	
01/31/2023			<i>Account Net Change</i>			\$1,273.67
01/31/2023			<i>Account Ending Balance</i>			\$5,923.54
<b>10-5310-60</b>						
<b>Account: 10-5310-60 (Audio books-spoken)</b>						
01/01/2023			<i>Account Beginning Balance</i>			\$2,224.34
01/04/2023	8835-48	Accounts Payable	Findaway World LLC-YS Readalongs	\$47.49		
01/18/2023	8846-116	Accounts Payable	Findaway World LLC-YS Playaways	\$578.65		
01/18/2023	8846-118	Accounts Payable	Findaway World LLC-YS Readalongs	\$766.50		
				\$1,392.64	\$0.00	
01/31/2023			<i>Account Net Change</i>			\$1,392.64
01/31/2023			<i>Account Ending Balance</i>			\$3,616.98
<b>10-5311-20</b>						
<b>Account: 10-5311-20 (CDs)</b>						
01/01/2023			<i>Account Beginning Balance</i>			\$2,139.54
01/04/2023	8835-98	Accounts Payable	Midwest Tape-YS & AS Music CD's	\$29.76		
01/04/2023	8835-101	Accounts Payable	Midwest Tape-YS & AS Music CD's	\$33.96		
01/04/2023	8835-148	Accounts Payable	Midwest Tape-AS & YS Music CD's	\$205.50		
01/04/2023	8835-151	Accounts Payable	Midwest Tape-AS & YS Music CD's	\$43.44		
01/18/2023	8846-178	Accounts Payable	Midwest Tape-AS Music CD's	\$136.17		
01/18/2023	8846-181	Accounts Payable	Midwest Tape-AS Music CD's	\$17.73		
01/25/2023	8865-191	Accounts Payable	Midwest Tape-AS Music CD's	\$140.40		
				\$606.96	\$0.00	
01/31/2023			<i>Account Net Change</i>			\$606.96
01/31/2023			<i>Account Ending Balance</i>			\$2,746.50
<b>10-5311-60</b>						
<b>Account: 10-5311-60 (CDs)</b>						
01/01/2023			<i>Account Beginning Balance</i>			\$77.73
01/04/2023	8835-100	Accounts Payable	Midwest Tape-YS & AS Music CD's	\$119.22		
01/04/2023	8835-103	Accounts Payable	Midwest Tape-YS & AS Music CD's	\$30.84		
01/04/2023	8835-150	Accounts Payable	Midwest Tape-AS & YS Music CD's	\$13.98		
01/04/2023	8835-153	Accounts Payable	Midwest Tape-AS & YS Music CD's	\$13.23		
01/18/2023	8846-180	Accounts Payable	Midwest Tape-AS Music CD's	\$11.88		
01/18/2023	8846-183	Accounts Payable	Midwest Tape-AS Music CD's	\$41.04		
				\$230.19	\$0.00	
01/31/2023			<i>Account Net Change</i>			\$230.19
01/31/2023			<i>Account Ending Balance</i>			\$307.92
<b>10-5312-20</b>						
<b>Account: 10-5312-20 (Digital Music)</b>						
01/01/2023			<i>Account Beginning Balance</i>			\$2,050.00

# Barrington Public Library District

## Account Distribution

### General Fund

Date	Trans.	Journal	Reference	Debit Amount	Credit Amount	Balance
<b>Account: 10-5312-20 (Digital Music)</b>						
01/31/2023			<i>Account Net Change</i>			\$0.00
01/31/2023			<i>Account Ending Balance</i>			<u>\$2,050.00</u>
<b>10-5315-20</b>						
<b>Account: 10-5315-20 (E-Books)</b>						
01/01/2023			<i>Account Beginning Balance</i>			\$86,717.27
01/25/2023	8865-16	Accounts Payable	OverDrive Inc.-YSAudio, YSBooks, AS Audio & ASI	\$453.90		
01/25/2023	8865-20	Accounts Payable	OverDrive Inc.-AS & YS eBooks	\$270.77		
01/25/2023	8865-73	Accounts Payable	OverDrive Inc.-AS eBooks	\$2,391.32		
01/25/2023	8865-75	Accounts Payable	OverDrive Inc.-AS eBooks	\$216.97		
01/25/2023	8865-77	Accounts Payable	OverDrive Inc.-AS eBooks	\$2,175.46		
01/25/2023	8865-79	Accounts Payable	OverDrive Inc.-AS eBooks	\$357.50		
01/25/2023	8865-81	Accounts Payable	OverDrive Inc.-AS eBooks	\$2,743.69		
01/25/2023	8865-83	Accounts Payable	OverDrive Inc.-AS eBooks	\$760.25		
01/25/2023	8865-85	Accounts Payable	OverDrive Inc.-AS eBooks	\$5,979.59		
01/25/2023	8865-87	Accounts Payable	OverDrive Inc.-AS eBooks	\$2,496.92		
01/25/2023	8865-89	Accounts Payable	OverDrive Inc.-AS eBooks	\$2,525.87		
01/25/2023	8865-91	Accounts Payable	OverDrive Inc.-AS eBooks	\$1,445.70		
01/25/2023	8865-93	Accounts Payable	OverDrive Inc.-AS eBooks	\$2,263.38		
01/25/2023	8865-95	Accounts Payable	OverDrive Inc.-AS eBooks	\$2,716.39		
				<u>\$26,797.71</u>	<u>\$0.00</u>	
01/31/2023			<i>Account Net Change</i>			\$26,797.71
01/31/2023			<i>Account Ending Balance</i>			<u>\$113,514.98</u>
<b>10-5315-60</b>						
<b>Account: 10-5315-60 (E-Books)</b>						
01/01/2023			<i>Account Beginning Balance</i>			\$11,958.02
01/25/2023	8865-15	Accounts Payable	OverDrive Inc.-YSAudio, YSBooks, AS Audio & ASI	\$16.79		
01/25/2023	8865-18	Accounts Payable	OverDrive Inc.-AS & YS eBooks	\$18.25		
01/25/2023	8865-49	Accounts Payable	OverDrive Inc.-YS eBooks	\$518.54		
				<u>\$553.58</u>	<u>\$0.00</u>	
01/31/2023			<i>Account Net Change</i>			\$553.58
01/31/2023			<i>Account Ending Balance</i>			<u>\$12,511.60</u>
<b>10-5320-20</b>						
<b>Account: 10-5320-20 (DVDs)</b>						
01/01/2023			<i>Account Beginning Balance</i>			\$14,369.07
01/04/2023	8835-92	Accounts Payable	Midwest Tape-AS DVD's & G&G DVD's	\$756.11		
01/04/2023	8835-95	Accounts Payable	Midwest Tape-AS DVD's & G&G DVD's	\$596.06		
01/04/2023	8835-104	Accounts Payable	Midwest Tape-AS DVD's	\$34.72		
01/04/2023	8835-106	Accounts Payable	Midwest Tape-AS DVD's	\$183.67		
01/04/2023	8835-108	Accounts Payable	Midwest Tape-AS DVD's	\$201.30		
01/04/2023	8835-154	Accounts Payable	Midwest Tape-AS DVD's & G&G DVD's	\$640.23		
01/04/2023	8835-157	Accounts Payable	Midwest Tape-AS DVD's & G&G DVD's	\$493.83		
01/04/2023	8835-160	Accounts Payable	Midwest Tape-AS DVD's & G&G DVD's	\$266.49		
01/04/2023	8835-163	Accounts Payable	Midwest Tape-AS DVD's	\$55.44		
01/04/2023	8835-165	Accounts Payable	Midwest Tape-AS DVD's	\$33.97		
01/04/2023	8835-171	Accounts Payable	Midwest Tape-AS DVD's & G&G DVD's	\$513.76		
01/18/2023	8846-161	Accounts Payable	Midwest Tape-AS DVD's	\$224.54		
01/18/2023	8846-163	Accounts Payable	Midwest Tape-AS DVD's	\$22.98		



# Barrington Public Library District

## Account Distribution

### General Fund

Date	Trans.	Journal	Reference	Debit Amount	Credit Amount	Balance
<b>Account: 10-5320-20 (DVDs)</b>						
01/18/2023	8846-165	Accounts Payable	Midwest Tape-AS DVD's	\$301.95		
01/18/2023	8846-167	Accounts Payable	Midwest Tape-AS DVD's & G&G DVD's	\$611.64		
01/18/2023	8846-198	Accounts Payable	Midwest Tape-AS DVD's	\$382.95		
01/18/2023	8846-200	Accounts Payable	Midwest Tape-AS DVD's	\$79.17		
01/25/2023	8865-185	Accounts Payable	Midwest Tape-AS DVD's	\$189.57		
01/25/2023	8865-187	Accounts Payable	Midwest Tape-AS DVD's	\$63.96		
01/25/2023	8865-189	Accounts Payable	Midwest Tape-AS DVD's	\$38.37		
01/25/2023	8865-193	Accounts Payable	Midwest Tape-AS DVD's	\$73.94		
01/25/2023	8865-195	Accounts Payable	Midwest Tape-AS DVD's	\$41.47		
01/25/2023	8865-203	Accounts Payable	Midwest Tape-AS DVD's & G&G DVD's	\$576.71		
01/25/2023	8865-206	Accounts Payable	Midwest Tape-AS DVD's	\$175.26		
				\$6,558.09	\$0.00	
01/31/2023			<i>Account Net Change</i>			\$6,558.09
01/31/2023			<i>Account Ending Balance</i>			\$20,927.16
<b>10-5320-60</b>						
<b>Account: 10-5320-60 (DVDs)</b>						
01/01/2023			<i>Account Beginning Balance</i>			\$3,822.51
01/04/2023	8835-114	Accounts Payable	Midwest Tape-YS DVD's	\$159.63		
01/04/2023	8835-116	Accounts Payable	Midwest Tape-YS DVD's	\$123.84		
01/04/2023	8835-118	Accounts Payable	Midwest Tape-YS DVD's	\$62.46		
01/04/2023	8835-120	Accounts Payable	Midwest Tape-YS DVD's	\$25.98		
01/04/2023	8835-122	Accounts Payable	Midwest Tape-YS DVD's	\$156.63		
01/04/2023	8835-124	Accounts Payable	Midwest Tape-YS DVD's	\$23.58		
01/04/2023	8835-126	Accounts Payable	Midwest Tape-YS DVD's	\$31.23		
01/04/2023	8835-128	Accounts Payable	Midwest Tape-YS DVD's	\$107.88		
01/04/2023	8835-130	Accounts Payable	Midwest Tape-YS DVD's	\$13.23		
01/04/2023	8835-169	Accounts Payable	Midwest Tape-YS DVD's	\$203.82		
01/18/2023	8846-184	Accounts Payable	Midwest Tape-YS DVD's	\$24.48		
01/18/2023	8846-186	Accounts Payable	Midwest Tape-YS DVD's	\$192.22		
				\$1,124.98	\$0.00	
01/31/2023			<i>Account Net Change</i>			\$1,124.98
01/31/2023			<i>Account Ending Balance</i>			\$4,947.49
<b>10-5321-20</b>						
<b>Account: 10-5321-20 (DVDs Grab &amp; Go)</b>						
01/01/2023			<i>Account Beginning Balance</i>			\$2,594.72
01/04/2023	8835-94	Accounts Payable	Midwest Tape-AS DVD's & G&G DVD's	\$334.78		
01/04/2023	8835-97	Accounts Payable	Midwest Tape-AS DVD's & G&G DVD's	\$73.86		
01/04/2023	8835-156	Accounts Payable	Midwest Tape-AS DVD's & G&G DVD's	\$149.13		
01/04/2023	8835-159	Accounts Payable	Midwest Tape-AS DVD's & G&G DVD's	\$101.40		
01/04/2023	8835-162	Accounts Payable	Midwest Tape-AS DVD's & G&G DVD's	\$90.66		
01/04/2023	8835-173	Accounts Payable	Midwest Tape-AS DVD's & G&G DVD's	\$224.54		
01/18/2023	8846-169	Accounts Payable	Midwest Tape-AS DVD's & G&G DVD's	\$180.63		
01/25/2023	8865-183	Accounts Payable	Midwest Tape-AS G&G DVD's	\$50.94		
01/25/2023	8865-205	Accounts Payable	Midwest Tape-AS DVD's & G&G DVD's	\$166.35		
				\$1,372.29	\$0.00	
01/31/2023			<i>Account Net Change</i>			\$1,372.29
01/31/2023			<i>Account Ending Balance</i>			\$3,967.01

# Barrington Public Library District

## Account Distribution

### General Fund

Date	Trans.	Journal	Reference	Debit Amount	Credit Amount	Balance
<b>10-5325-20</b>						
<b>Account: 10-5325-20 (E-DVDs)</b>						
01/01/2023			Account Beginning Balance			\$17,000.00
01/31/2023			Account Net Change			\$0.00
01/31/2023			Account Ending Balance			<u>\$17,000.00</u>
<b>10-5330-20</b>						
<b>Account: 10-5330-20 (E-Audio Books)</b>						
01/01/2023			Account Beginning Balance			\$45,148.55
01/25/2023	8865-17	Accounts Payable	OverDrive Inc.-YSAudio, YSBooks, AS Audio & AS	\$51.02		
01/25/2023	8865-51	Accounts Payable	OverDrive Inc.-AS eAudio	\$639.83		
01/25/2023	8865-53	Accounts Payable	OverDrive Inc.-AS eAudio	\$221.59		
01/25/2023	8865-55	Accounts Payable	OverDrive Inc.-AS eAudio	\$957.94		
01/25/2023	8865-57	Accounts Payable	OverDrive Inc.-AS eAudio	\$1,120.53		
01/25/2023	8865-59	Accounts Payable	OverDrive Inc.-AS eAudio	\$454.44		
01/25/2023	8865-61	Accounts Payable	OverDrive Inc.-AS eAudio	\$2,188.44		
01/25/2023	8865-63	Accounts Payable	OverDrive Inc.-AS eAudio	\$1,520.49		
01/25/2023	8865-65	Accounts Payable	OverDrive Inc.-AS eAudio	\$736.96		
01/25/2023	8865-67	Accounts Payable	OverDrive Inc.-AS eAudio	\$999.66		
01/25/2023	8865-69	Accounts Payable	OverDrive Inc.-AS eAudio	\$910.86		
01/25/2023	8865-71	Accounts Payable	OverDrive Inc.-AS eAudio	\$1,064.57		
				<u>\$10,866.33</u>	<u>\$0.00</u>	
01/31/2023			Account Net Change			\$10,866.33
01/31/2023			Account Ending Balance			<u>\$56,014.88</u>
<b>10-5330-60</b>						
<b>Account: 10-5330-60 (E-Audio Books)</b>						
01/01/2023			Account Beginning Balance			\$6,831.74
01/25/2023	8865-13	Accounts Payable	OverDrive Inc.-YSAudio, YSBooks, AS Audio & AS	\$0.77		
01/25/2023	8865-47	Accounts Payable	OverDrive Inc.-YS-eAudio	\$361.33		
				<u>\$362.10</u>	<u>\$0.00</u>	
01/31/2023			Account Net Change			\$362.10
01/31/2023			Account Ending Balance			<u>\$7,193.84</u>
<b>10-5335-00</b>						
<b>Account: 10-5335-00 (Refund for Materials lost &amp; paid)</b>						
01/01/2023			Account Beginning Balance			\$484.95
01/11/2023	8842-51	Accounts Payable	Helen Handley-One-Time Check-11540	\$12.42		
01/18/2023	8847-55	Accounts Payable	Anna Kesler-One-Time Check-11568	\$27.99		
01/18/2023	8847-57	Accounts Payable	Jakub Kesler-One-Time Check-11569	\$16.99		
01/25/2023	8866-1	Accounts Payable	Jill Pinto-One-Time Check-11591	\$40.46		
				<u>\$97.86</u>	<u>\$0.00</u>	
01/31/2023			Account Net Change			\$97.86
01/31/2023			Account Ending Balance			<u>\$582.81</u>
<b>10-5350-20</b>						
<b>Account: 10-5350-20 (AV Video Games)</b>						
01/01/2023			Account Beginning Balance			\$5,297.88
01/04/2023	8835-134	Accounts Payable	Thomas Klise/Crimson-AS Video Games	\$80.00		
01/04/2023	8835-136	Accounts Payable	Thomas Klise/Crimson-AS Video Games	\$227.64		
01/04/2023	8835-138	Accounts Payable	Thomas Klise/Crimson-AS Video Games	\$485.11		

# Barrington Public Library District

## Account Distribution

### General Fund

Date	Trans.	Journal	Reference	Debit Amount	Credit Amount	Balance
<b>Account: 10-5350-20 (AV Video Games)</b>						
01/04/2023	8835-140	Accounts Payable	Thomas Klise/Crimson-AS Video Games	\$594.37		
01/18/2023	8846-190	Accounts Payable	Thomas Klise/Crimson-AS Video Games	\$34.04		
01/18/2023	8846-192	Accounts Payable	Thomas Klise/Crimson-AS Video Games	\$141.44		
01/18/2023	8846-194	Accounts Payable	Thomas Klise/Crimson-AS Video Games	\$160.37		
				\$1,722.97	\$0.00	
01/31/2023			<i>Account Net Change</i>			\$1,722.97
01/31/2023			<i>Account Ending Balance</i>			\$7,020.85
<b>10-5350-60</b>						
<b>Account: 10-5350-60 (AV Video Games)</b>						
01/01/2023			<i>Account Beginning Balance</i>			\$399.87
01/31/2023			<i>Account Net Change</i>			\$0.00
01/31/2023			<i>Account Ending Balance</i>			\$399.87
<b>10-5400-60</b>						
<b>Account: 10-5400-60 (Realia)</b>						
01/01/2023			<i>Account Beginning Balance</i>			\$319.64
01/18/2023	8846-9	Accounts Payable	Amazon Capital Servi-Junior Kids Tool Set	\$59.84		
01/25/2023	8865-25	Accounts Payable	Amazon Capital Servi-Junior Kids Tool Set	\$60.48		
				\$120.32	\$0.00	
01/31/2023			<i>Account Net Change</i>			\$120.32
01/31/2023			<i>Account Ending Balance</i>			\$439.96
<b>10-5500-20</b>						
<b>Account: 10-5500-20 (Electronic information)</b>						
01/01/2023			<i>Account Beginning Balance</i>			\$71,259.18
01/04/2023	8835-174	Accounts Payable	Skillssoft Corp-Skillport Tech & Dev Books Edu.	\$13,177.88		
01/18/2023	8846-15	Accounts Payable	Thomson Reuters-West-Online/Software Subscrip	\$543.04		
01/18/2023	8846-43	Accounts Payable	Record Information S-Public Record & Check Illin	\$1,330.00		
				\$15,050.92	\$0.00	
01/31/2023			<i>Account Net Change</i>			\$15,050.92
01/31/2023			<i>Account Ending Balance</i>			\$86,310.10
<b>10-5500-60</b>						
<b>Account: 10-5500-60 (Electronic information)</b>						
01/01/2023			<i>Account Beginning Balance</i>			\$4,850.00
01/31/2023			<i>Account Net Change</i>			\$0.00
01/31/2023			<i>Account Ending Balance</i>			\$4,850.00
<b>10-5600-00</b>						
<b>Account: 10-5600-00 (Pilot Programs)</b>						
01/01/2023			<i>Account Beginning Balance</i>			\$814.13
01/31/2023			<i>Account Net Change</i>			\$0.00
01/31/2023			<i>Account Ending Balance</i>			\$814.13
<b>10-5610-10</b>						
<b>Account: 10-5610-10 (Library programs)</b>						
01/01/2023			<i>Account Beginning Balance</i>			\$110.14
01/18/2023	8846-136	Accounts Payable	Amazon Capital Servi-March 2023 Crafting	\$9.45		

# Barrington Public Library District

## Account Distribution

### General Fund

Date	Trans.	Journal	Reference	Debit Amount	Credit Amount	Balance
<b>Account:</b>	<b>10-5610-10 (Library programs)</b>					
				\$9.45	\$0.00	
01/31/2023			<i>Account Net Change</i>			\$9.45
01/31/2023			<i>Account Ending Balance</i>			\$119.59
<b>10-5610-12</b>						
<b>Account:</b>	<b>10-5610-12 (Library programs)</b>					
01/01/2023			<i>Account Beginning Balance</i>			\$2,416.62
01/04/2023	8835-27	Accounts Payable	First Bankcard-Coasters, Mugs & Notebooks	\$759.09		
01/04/2023	8835-186	Accounts Payable	First Bankcard-Yarn for Library Programs	\$21.90		
01/04/2023	8835-188	Accounts Payable	First Bankcard-Paper for Library Programs	\$17.94		
				\$798.93	\$0.00	
01/31/2023			<i>Account Net Change</i>			\$798.93
01/31/2023			<i>Account Ending Balance</i>			\$3,215.55
<b>10-5610-13</b>						
<b>Account:</b>	<b>10-5610-13 (Library programs)</b>					
01/01/2023			<i>Account Beginning Balance</i>			\$476.39
01/31/2023			<i>Account Net Change</i>			\$0.00
01/31/2023			<i>Account Ending Balance</i>			\$476.39
<b>10-5610-20</b>						
<b>Account:</b>	<b>10-5610-20 (Library programs)</b>					
01/01/2023			<i>Account Beginning Balance</i>			\$19,864.10
01/04/2023	8835-1	Accounts Payable	Lake County Forest P-Owls of Lake County	\$80.00		
01/04/2023	8835-3	Accounts Payable	Audrey Ra Design-Modern Calligraphy	\$300.00		
01/04/2023	8835-5	Accounts Payable	Garret Rosiek-People with Disabilities	\$175.00		
01/04/2023	8835-17	Accounts Payable	First Bankcard-For Thanksgiving Centerpiece Prog	\$240.99		
01/04/2023	8835-54	Accounts Payable	George Holmes-Performance by Jeorge Holmes	\$350.00		
01/04/2023	8835-60	Accounts Payable	Amazon Capital Servi-Craft Projects for See Launc	\$221.84		
01/04/2023	8835-62	Accounts Payable	Amazon Capital Servi-Supplies for upcoming prog	\$194.52		
01/11/2023	8842-11	Accounts Payable	Amazon Capital Servi-March 2023 Craft Series	\$53.43		
01/11/2023	8842-25	Accounts Payable	Alanne Ori-Book Discussions	\$50.00		
01/11/2023	8842-27	Accounts Payable	Cynthia Clampitt-Cooks with Books	\$160.00		
01/11/2023	8842-29	Accounts Payable	Amanda Lee McCarty-Sustainable vs Fast Fashion	\$250.00		
01/11/2023	8842-59	Accounts Payable	Amazon Capital Servi-Crafts & Supplies for Fando	\$74.16		
01/18/2023	8846-5	Accounts Payable	Elgin Symphony Orche-ESO Family Concert - Sour	\$219.25		
01/18/2023	8846-37	Accounts Payable	Amazon Capital Servi-Booking Making Program	\$66.91		
01/18/2023	8846-134	Accounts Payable	Amazon Capital Servi-March 2023 Crafting	\$211.92		
01/18/2023	8846-224	Accounts Payable	Moon Willow Tai Chi-Tai Chi Class	\$85.00		
01/19/2023	8849-4	Accounts Payable	REVERSE-Elgin Symphony Orche-ESO Family Conc		\$219.25	
01/19/2023	8851-1	Accounts Payable	Elgin Symphony Orche-Sounds of Winter	\$219.25		
01/23/2023	8849-3	Accounts Payable	Elizabeth MacKinney-Retainer for Airbrush Artist -	\$225.00		
01/25/2023	8865-27	Accounts Payable	Amazon Capital Servi-March Spring Craft Program	\$70.70		
01/25/2023	8865-33	Accounts Payable	Amazon Capital Servi-March Craft Program	\$25.98		
01/25/2023	8865-45	Accounts Payable	Amazon Capital Servi-Supplies for Hummingbird c	\$218.52		
01/25/2023	8865-103	Accounts Payable	Amazon Capital Servi-Wind Chime Craft	\$126.60		
01/25/2023	8865-210	Accounts Payable	Elgin Symphony Orche-January 2023 ESO Listener	\$76.68		

# Barrington Public Library District

## Account Distribution

### General Fund

Date	Trans.	Journal	Reference	Debit Amount	Credit Amount	Balance
<b>Account:</b>	<b>10-5610-20 (Library programs)</b>					
				\$3,695.75	\$219.25	
01/31/2023			<i>Account Net Change</i>			\$3,476.50
01/31/2023			<i>Account Ending Balance</i>			<u>\$23,340.60</u>
<b>10-5610-30</b>	<b>10-5610-30 (Library programs)</b>					
01/01/2023			<i>Account Beginning Balance</i>			\$27.48
01/31/2023			<i>Account Net Change</i>			\$0.00
01/31/2023			<i>Account Ending Balance</i>			<u>\$27.48</u>
<b>10-5610-60</b>	<b>10-5610-60 (Library programs)</b>					
01/01/2023			<i>Account Beginning Balance</i>			\$6,732.92
01/11/2023	8842-19	Accounts Payable	Amazon Capital Servi-YS Take and Make	\$75.96		
01/11/2023	8842-21	Accounts Payable	Amazon Capital Servi-Sensory Play Time	\$227.42		
01/11/2023	8842-35	Accounts Payable	Lakeshore Learning M-Sensory Play Time	\$73.37		
01/18/2023	8846-25	Accounts Payable	Amazon Capital Servi-Bingo	\$32.89		
01/18/2023	8846-41	Accounts Payable	Amazon Capital Servi-for KEEP outreach, K5	\$24.92		
01/25/2023	8865-41	Accounts Payable	Amazon Capital Servi-For laser etched keychain pi	\$12.97		
				<u>\$447.53</u>	<u>\$0.00</u>	
01/31/2023			<i>Account Net Change</i>			\$447.53
01/31/2023			<i>Account Ending Balance</i>			<u>\$7,180.45</u>
<b>10-5700-50</b>	<b>10-5700-50 (Processing supplies)</b>					
01/01/2023			<i>Account Beginning Balance</i>			\$1,878.29
01/04/2023	8835-39	Accounts Payable	First Bankcard-Labels for DVD's - Recangular & Rc	\$41.68		
01/04/2023	8835-132	Accounts Payable	Showcases-Tech Processing	\$432.00		
01/18/2023	8846-120	Accounts Payable	IHLS-OCLC-WebDewey	\$783.66		
				<u>\$1,257.34</u>	<u>\$0.00</u>	
01/31/2023			<i>Account Net Change</i>			\$1,257.34
01/31/2023			<i>Account Ending Balance</i>			<u>\$3,135.63</u>
<b>10-5710-50</b>	<b>10-5710-50 (Online Computer Library Center)</b>					
01/01/2023			<i>Account Beginning Balance</i>			\$33,488.45
01/31/2023			<i>Account Net Change</i>			\$0.00
01/31/2023			<i>Account Ending Balance</i>			<u>\$33,488.45</u>
<b>10-6100-10</b>	<b>10-6100-10 (Departmental supplies)</b>					
01/01/2023			<i>Account Beginning Balance</i>			\$511.40
01/31/2023			<i>Account Net Change</i>			\$0.00
01/31/2023			<i>Account Ending Balance</i>			<u>\$511.40</u>
<b>10-6100-11</b>	<b>10-6100-11 (Departmental supplies)</b>					
01/01/2023			<i>Account Beginning Balance</i>			\$2,247.55
01/04/2023	8835-46	Accounts Payable	First Bankcard-Nayax testing	\$1.50		
01/11/2023	8842-15	Accounts Payable	Amazon Capital Servi-Printhead and ink	\$198.80		

# Barrington Public Library District

## Account Distribution

### General Fund

Date	Trans.	Journal	Reference	Debit Amount	Credit Amount	Balance
<b>Account:</b>	<b>10-6100-11 (Departmental supplies)</b>					
				\$200.30	\$0.00	
01/31/2023			<i>Account Net Change</i>			\$200.30
01/31/2023			<i>Account Ending Balance</i>			<u>\$2,447.85</u>
<b>Account:</b>	<b>10-6100-12 (Departmental supplies)</b>					
01/01/2023			<i>Account Beginning Balance</i>			\$0.00
01/04/2023	8835-146	Accounts Payable	Amazon Capital Servi-USB, Wireless mouse & util	\$33.06		
				\$33.06	\$0.00	
01/31/2023			<i>Account Net Change</i>			\$33.06
01/31/2023			<i>Account Ending Balance</i>			<u>\$33.06</u>
<b>Account:</b>	<b>10-6100-13 (Departmental supplies)</b>					
01/01/2023			<i>Account Beginning Balance</i>			\$0.00
01/04/2023	8835-33	Accounts Payable	First Bankcard-Tall staff shirts	\$289.42		
01/04/2023	8835-58	Accounts Payable	First Bankcard-Short & long sleeved staff shirts	\$1,942.42		
				\$2,231.84	\$0.00	
01/31/2023			<i>Account Net Change</i>			\$2,231.84
01/31/2023			<i>Account Ending Balance</i>			<u>\$2,231.84</u>
<b>Account:</b>	<b>10-6100-40 (Departmental supplies)</b>					
01/01/2023			<i>Account Beginning Balance</i>			\$3,555.10
01/04/2023	8835-9	Accounts Payable	First Bankcard-Polo for Higgins	\$96.17		
01/04/2023	8835-180	Accounts Payable	American Eagle Packa-Mailing supplies	\$282.95		
01/04/2023	8835-192	Accounts Payable	ULINE-Thermal Labels	\$150.58		
				\$529.70	\$0.00	
01/31/2023			<i>Account Net Change</i>			\$529.70
01/31/2023			<i>Account Ending Balance</i>			<u>\$4,084.80</u>
<b>Account:</b>	<b>10-6200-00 (Office supplies)</b>					
01/01/2023			<i>Account Beginning Balance</i>			\$19.98
01/31/2023	8894-458	Accounts Payable	REVERSE-ADJUST-Amazon Capital Servi-1317 4VP		\$19.98	
				\$0.00	\$19.98	
01/31/2023			<i>Account Net Change</i>			(\$19.98)
01/31/2023			<i>Account Ending Balance</i>			<u>\$0.00</u>
<b>Account:</b>	<b>10-6200-10 (Office supplies)</b>					
01/01/2023			<i>Account Beginning Balance</i>			\$2,432.72
01/11/2023	8842-37	Accounts Payable	Amazon Capital Servi-Memory Card	\$15.38		
01/31/2023	8894-455	Accounts Payable	ADJUST-Amazon Capital Servi-Weekly Calendar	\$19.98		
				\$35.36	\$0.00	
01/31/2023			<i>Account Net Change</i>			\$35.36
01/31/2023			<i>Account Ending Balance</i>			<u>\$2,468.08</u>
<b>Account:</b>	<b>10-6300-10</b>					

# Barrington Public Library District

## Account Distribution

### General Fund

Date	Trans.	Journal	Reference	Debit Amount	Credit Amount	Balance
<b>Account: 10-6300-10 (Postage)</b>						
01/01/2023						Account Beginning Balance \$13,891.61
01/04/2023	8835-11	Accounts Payable	First Bankcard-Stamps	\$1,667.31		
				\$1,667.31	\$0.00	
01/31/2023						Account Net Change \$1,667.31
01/31/2023						Account Ending Balance \$15,558.92
<b>10-6400-00</b>						
<b>Account: 10-6400-00 (Promotional &amp; display materials)</b>						
01/01/2023						Account Beginning Balance \$1,150.00
01/31/2023	8894-462	Accounts Payable	REVERSE-ADJUST-Minuteman Press Barr-109952		\$1,150.00	
				\$0.00	\$1,150.00	
01/31/2023						Account Net Change (\$1,150.00)
01/31/2023						Account Ending Balance \$0.00
<b>10-6400-13</b>						
<b>Account: 10-6400-13 (Promotional &amp; display materials)</b>						
01/01/2023						Account Beginning Balance \$11,339.31
01/04/2023	8835-35	Accounts Payable	First Bankcard-Winder Reads Postcard	\$67.49		
01/04/2023	8835-41	Accounts Payable	First Bankcard-Labels for DVD's - Rectangular & Rc	\$20.85		
01/04/2023	8835-258	Accounts Payable	First Bankcard-Vinyl Decals	\$584.41		
01/11/2023	8842-9	Accounts Payable	Amazon Capital Servi-Portfolio Folders for Artworl	\$16.99		
01/11/2023	8842-31	Accounts Payable	Minuteman Press Barr-Feb/March 2023 Program C	\$1,150.00		
01/31/2023	8894-459	Accounts Payable	ADJUST-Minuteman Press Barr-August/Septembe	\$1,150.00		
				\$2,989.74	\$0.00	
01/31/2023						Account Net Change \$2,989.74
01/31/2023						Account Ending Balance \$14,329.05
<b>10-6500-10</b>						
<b>Account: 10-6500-10 (Fees &amp; Service Charges)</b>						
01/01/2023						Account Beginning Balance \$18,147.74
01/10/2023	8841-2	Journal Entry	Payroll & Settment of Taxes	\$959.38		
01/27/2023	8864-2	Journal Entry	Payroll & Settment of Taxes	\$1,679.33		
01/31/2023	8877-3	Journal Entry	Merchant Account Activity	\$236.17		
01/31/2023	8881-1	Journal Entry	Barrington Bank Fees - December 2022	\$228.70		
				\$3,103.58	\$0.00	
01/31/2023						Account Net Change \$3,103.58
01/31/2023						Account Ending Balance \$21,251.32
<b>10-7500-10</b>						
<b>Account: 10-7500-10 (Security)</b>						
01/01/2023						Account Beginning Balance \$1,266.00
01/31/2023						Account Net Change \$0.00
01/31/2023						Account Ending Balance \$1,266.00
<b>10-7600-10</b>						
<b>Account: 10-7600-10 (Utilities-electric)</b>						
01/01/2023						Account Beginning Balance \$44,490.40
01/04/2023	8835-198	Accounts Payable	MidAmerican Energy C-Utilities-Electricity	\$5,889.41		
01/31/2023	8894-375	Accounts Payable	ADJUST-MidAmerican Energy C-7/21/22-8/19/22	\$11,518.05		

# Barrington Public Library District

## Account Distribution

### General Fund

Date	Trans.	Journal	Reference	Debit Amount	Credit Amount	Balance
<b>Account:</b>	<b>10-7600-10 (Utilities-electric)</b>					
				\$17,407.46	\$0.00	
01/31/2023			<i>Account Net Change</i>			\$17,407.46
01/31/2023			<i>Account Ending Balance</i>			\$61,897.86
<b>10-7610-10</b>						
<b>Account:</b>	<b>10-7610-10 (Utilities-gas)</b>					
01/01/2023			<i>Account Beginning Balance</i>			\$1,787.74
01/31/2023	8894-381	Accounts Payable	ADJUST-Nicor Gas-Utilities	\$1,030.14		
01/31/2023	8894-387	Accounts Payable	ADJUST-Nicor Gas-Utilities	\$953.57		
01/31/2023	8894-393	Accounts Payable	ADJUST-Nicor Gas-Utilities	\$1,140.58		
01/31/2023	8894-399	Accounts Payable	ADJUST-Nicor Gas-Utilities	\$2,044.76		
01/31/2023	8894-405	Accounts Payable	ADJUST-Nicor Gas-Utilities	\$2,605.56		
01/31/2023	8894-411	Accounts Payable	ADJUST-Nicor Gas-Utilities	\$3,738.68		
				\$11,513.29	\$0.00	
01/31/2023			<i>Account Net Change</i>			\$11,513.29
01/31/2023			<i>Account Ending Balance</i>			\$13,301.03
<b>10-7620-10</b>						
<b>Account:</b>	<b>10-7620-10 (Utilities-water, sewer)</b>					
01/01/2023			<i>Account Beginning Balance</i>			\$581.04
01/31/2023	8894-417	Accounts Payable	ADJUST-Village of Barrington-Water & Sewer - Jun	\$874.20		
01/31/2023	8894-423	Accounts Payable	ADJUST-Village of Barrington-Water & Sewer - July	\$877.86		
01/31/2023	8894-429	Accounts Payable	ADJUST-Village of Barrington-Water & Sewer - Sep	\$622.92		
01/31/2023	8894-435	Accounts Payable	ADJUST-Village of Barrington-Water & Sewer - Oct	\$567.08		
01/31/2023	8894-441	Accounts Payable	ADJUST-Village of Barrington-Water & Sewer - Nov	\$553.12		
01/31/2023	8892-2	Journal Entry	to correct coding on one-time ck (8677-5)	\$748.56		
				\$4,243.74	\$0.00	
01/31/2023			<i>Account Net Change</i>			\$4,243.74
01/31/2023			<i>Account Ending Balance</i>			\$4,824.78
<b>10-7630-10</b>						
<b>Account:</b>	<b>10-7630-10 (Utilities-Garbage)</b>					
01/01/2023			<i>Account Beginning Balance</i>			\$346.18
01/18/2023	8848-1	Accounts Payable	ADJUST-Groot Inc-Garbage & Recycling August 2022	\$346.18		
01/18/2023	8848-7	Accounts Payable	ADJUST-Groot Inc-Garbage & Recycling	\$346.18		
01/18/2023	8848-13	Accounts Payable	ADJUST-Groot Inc-Garbage & Recycling-Dec 2022	\$697.55		
01/18/2023	8848-19	Accounts Payable	ADJUST-Groot Inc-Garbage & Recycling	\$12.12		
01/31/2023	8893-2	Journal Entry	to correct coding on one-time ck (8611-1)	\$697.55		
				\$2,099.58	\$0.00	
01/31/2023			<i>Account Net Change</i>			\$2,099.58
01/31/2023			<i>Account Ending Balance</i>			\$2,445.76
<b>10-7700-00</b>						
<b>Account:</b>	<b>10-7700-00 (Telephone)</b>					
01/01/2023			<i>Account Beginning Balance</i>			\$477.50
01/04/2023	8835-25	Accounts Payable	First Bankcard-ComCast	\$477.50		
01/31/2023	8878-4	Accounts Payable	REVERSE-ADJUST-First Bankcard-AC120722-85000		\$477.50	
01/31/2023	8894-466	Accounts Payable	REVERSE-ADJUST-First Bankcard-AC01012023-850		\$477.50	



# Barrington Public Library District

## Account Distribution

### General Fund

Date	Trans.	Journal	Reference	Debit Amount	Credit Amount	Balance
<b>Account:</b>	<b>10-7700-00 (Telephone)</b>					
				\$477.50	\$955.00	
01/31/2023			<i>Account Net Change</i>			(\$477.50)
01/31/2023			<i>Account Ending Balance</i>			<u>\$0.00</u>
<b>10-7700-10</b>						
<b>Account:</b>	<b>10-7700-10 (Telephone)</b>					
01/01/2023			<i>Account Beginning Balance</i>			\$24,880.65
01/04/2023	8835-194	Accounts Payable	AT&T Mobility-Cellular Service	\$489.82		
01/10/2023	8841-28	Journal Entry	Payroll & Settlement of Taxes	\$45.00		
01/11/2023	8842-33	Accounts Payable	AT&T-Phone Bill - 12/16/22-1/15/23	\$503.10		
01/25/2023	8865-1	Accounts Payable	Peerless Network, In-Phone Service	\$539.62		
01/27/2023	8864-25	Journal Entry	Payroll & Settlement of Taxes	\$45.00		
01/31/2023	8878-1	Accounts Payable	ADJUST-First Bankcard-ComCast - Phone	\$477.50		
01/31/2023	8894-463	Accounts Payable	ADJUST-First Bankcard-ComCast	\$477.50		
				<u>\$2,577.54</u>	<u>\$0.00</u>	
01/31/2023			<i>Account Net Change</i>			\$2,577.54
01/31/2023			<i>Account Ending Balance</i>			<u>\$27,458.19</u>
<b>10-7810-30</b>						
<b>Account:</b>	<b>10-7810-30 (Building maintenance &amp; repair)</b>					
01/01/2023			<i>Account Beginning Balance</i>			\$0.00
01/18/2023	8846-45	Accounts Payable	Village of Barrington-Elevator Inspection	\$60.00		
				<u>\$60.00</u>	<u>\$0.00</u>	
01/31/2023			<i>Account Net Change</i>			\$60.00
01/31/2023			<i>Account Ending Balance</i>			<u>\$60.00</u>
<b>10-7820-10</b>						
<b>Account:</b>	<b>10-7820-10 (Equipment maintenance)</b>					
01/01/2023			<i>Account Beginning Balance</i>			\$22,288.17
01/31/2023			<i>Account Net Change</i>			\$0.00
01/31/2023			<i>Account Ending Balance</i>			<u>\$22,288.17</u>
<b>10-7821-10</b>						
<b>Account:</b>	<b>10-7821-10 (Piano maintenance)</b>					
01/01/2023			<i>Account Beginning Balance</i>			\$350.00
01/31/2023			<i>Account Net Change</i>			\$0.00
01/31/2023			<i>Account Ending Balance</i>			<u>\$350.00</u>
<b>10-8300-40</b>						
<b>Account:</b>	<b>10-8300-40 (Furniture, Fixtures &amp; Equipment)</b>					
01/01/2023			<i>Account Beginning Balance</i>			\$562.32
01/04/2023	8835-13	Accounts Payable	First Bankcard-Floor Lamp	\$113.50		
01/18/2023	8846-7	Accounts Payable	CDW Government-Ergotron Workfit	\$484.11		
01/18/2023	8846-17	Accounts Payable	CDW Government-Ergotron Workfit	\$210.17		
01/18/2023	8846-31	Accounts Payable	CDW Government-Ergotron Workfit & Hinge Bow	\$275.22		
				<u>\$1,083.00</u>	<u>\$0.00</u>	
01/31/2023			<i>Account Net Change</i>			\$1,083.00
01/31/2023			<i>Account Ending Balance</i>			<u>\$1,645.32</u>

# Barrington Public Library District

## Account Distribution

### General Fund

Date	Trans.	Journal	Reference	Debit Amount	Credit Amount	Balance
<b>10-8400-11</b>						
<b>Account: 10-8400-11 (Technology Hardware)</b>						
01/01/2023			<i>Account Beginning Balance</i>			\$23,227.28
01/11/2023	8842-13	Accounts Payable	CDW Government-Cables	\$7,771.93		
01/11/2023	8842-23	Accounts Payable	Apple Inc.-iPhone(s)	\$4,042.00		
01/18/2023	8846-11	Accounts Payable	Apple Inc.-Magsafe Charger	\$156.00		
01/18/2023	8846-13	Accounts Payable	Apple Inc.-Lightening Cable	\$159.80		
01/18/2023	8846-47	Accounts Payable	Apple Inc.-Power Adapters	\$152.00		
01/25/2023	8865-11	Accounts Payable	Amazon Capital Servi-iPhone Accessories	\$328.25		
01/25/2023	8865-29	Accounts Payable	Amazon Capital Servi-iPhone Accessories	\$117.00		
				<u>\$12,726.98</u>	<u>\$0.00</u>	
01/31/2023			<i>Account Net Change</i>			\$12,726.98
01/31/2023			<i>Account Ending Balance</i>			<u>\$35,954.26</u>
<b>10-8400-12</b>						
<b>Account: 10-8400-12 (Technology Hardware)</b>						
01/01/2023			<i>Account Beginning Balance</i>			\$877.89
01/04/2023	8835-176	Accounts Payable	Barrington Ace LLC-Fasteners	\$5.22		
01/04/2023	8835-182	Accounts Payable	BSE Inc.-Makerlab Filters	\$2,477.88		
01/04/2023	8835-196	Accounts Payable	Amazon Capital Servi-Paper Cutter	\$301.99		
01/19/2023	8849-1	Accounts Payable	REVERSE-Barrington Ace LLC-Fasteners		\$5.22	
				<u>\$2,785.09</u>	<u>\$5.22</u>	
01/31/2023			<i>Account Net Change</i>			\$2,779.87
01/31/2023			<i>Account Ending Balance</i>			<u>\$3,657.76</u>
<b>10-8410-11</b>						
<b>Account: 10-8410-11 (Technology Contingency)</b>						
01/01/2023			<i>Account Beginning Balance</i>			\$5,066.52
01/25/2023	8865-7	Accounts Payable	AVI Systems Inc-32" Display Monitor - Bar Room f	\$1,310.00		
01/25/2023	8865-35	Accounts Payable	AVI Systems Inc-Displays for BAR room	\$620.00		
				<u>\$1,930.00</u>	<u>\$0.00</u>	
01/31/2023			<i>Account Net Change</i>			\$1,930.00
01/31/2023			<i>Account Ending Balance</i>			<u>\$6,996.52</u>
<b>10-8500-11</b>						
<b>Account: 10-8500-11 (Software &amp; Subscriptions)</b>						
01/01/2023			<i>Account Beginning Balance</i>			\$121,771.12
01/04/2023	8835-21	Accounts Payable	First Bankcard-Bria Teams Subscription	\$178.20		
01/04/2023	8835-23	Accounts Payable	First Bankcard-Domain Renewals	\$89.98		
01/04/2023	8835-56	Accounts Payable	First Bankcard-Crestron Go-Tablet	\$99.99		
01/04/2023	8835-178	Accounts Payable	CDW Government-Cisco Licensing	\$7,377.47		
01/04/2023	8835-184	Accounts Payable	Innovative Interface-Polaris 12/1/2022-11/30/202	\$30,305.40		
01/04/2023	8835-248	Accounts Payable	Innovative Interface-CM-INC2284		\$6,882.42	
01/18/2023	8846-49	Accounts Payable	TeamSoftware Solutio-Web Browser Annual Rene	\$500.00		
01/25/2023	8865-31	Accounts Payable	Patron Point-Verify Transaction Fees	\$330.30		
01/25/2023	8865-197	Accounts Payable	Calm.com, Inc.-1 yr subscription to the Calm App	\$2,540.37		
				<u>\$41,421.71</u>	<u>\$6,882.42</u>	
01/31/2023			<i>Account Net Change</i>			\$34,539.29
01/31/2023			<i>Account Ending Balance</i>			<u>\$156,310.41</u>

10-8500-12

# Barrington Public Library District

## Account Distribution

### General Fund

Date	Trans.	Journal	Reference	Debit Amount	Credit Amount	Balance
<b>Account: 10-8500-12 (Software &amp; Subscriptions)</b>						
01/01/2023			<i>Account Beginning Balance</i>			\$5,049.99
01/04/2023	8835-29	Accounts Payable	First Bankcard-Flickr Annual Subscription 12/2022	\$71.99		
				\$71.99	\$0.00	
01/31/2023			<i>Account Net Change</i>			\$71.99
01/31/2023			<i>Account Ending Balance</i>			\$5,121.98
<b>10-8500-13</b>						
<b>Account: 10-8500-13 (Software &amp; Subscriptions)</b>						
01/01/2023			<i>Account Beginning Balance</i>			\$11,204.35
01/04/2023	8835-31	Accounts Payable	First Bankcard-Annual Renewal	\$228.00		
01/04/2023	8835-37	Accounts Payable	First Bankcard-Annual Subscription	\$588.00		
01/04/2023	8835-42	Accounts Payable	First Bankcard-Adobe Stock	\$79.99		
01/04/2023	8835-44	Accounts Payable	First Bankcard-Module update	\$26.24		
				\$922.23	\$0.00	
01/31/2023			<i>Account Net Change</i>			\$922.23
01/31/2023			<i>Account Ending Balance</i>			\$12,126.58
<b>10-9100-00</b>						
<b>Account: 10-9100-00 (Legal fees)</b>						
01/01/2023			<i>Account Beginning Balance</i>			\$11,834.64
01/25/2023	8865-123	Accounts Payable	Klein, Thorpe and Je-Legal Services	\$1,333.00		
				\$1,333.00	\$0.00	
01/31/2023			<i>Account Net Change</i>			\$1,333.00
01/31/2023			<i>Account Ending Balance</i>			\$13,167.64
<b>10-9110-10</b>						
<b>Account: 10-9110-10 (Legal expenses)</b>						
01/01/2023			<i>Account Beginning Balance</i>			\$237.60
01/31/2023			<i>Account Net Change</i>			\$0.00
01/31/2023			<i>Account Ending Balance</i>			\$237.60
<b>10-9200-00</b>						
<b>Account: 10-9200-00 (Consultant fees)</b>						
01/01/2023			<i>Account Beginning Balance</i>			\$13,182.50
01/31/2023	8894-470	Accounts Payable	REVERSE-ADJUST-HR Source-16385		\$4,000.00	
01/31/2023	8894-474	Accounts Payable	REVERSE-ADJUST-HR Source-16562		\$5,880.00	
01/31/2023	8894-478	Accounts Payable	REVERSE-ADJUST-Cheryl Riendeau-12.08.2022		\$343.75	
				\$0.00	\$10,223.75	
01/31/2023			<i>Account Net Change</i>			(\$10,223.75)
01/31/2023			<i>Account Ending Balance</i>			\$2,958.75
<b>10-9200-10</b>						
<b>Account: 10-9200-10 (Consultant fees)</b>						
01/01/2023			<i>Account Beginning Balance</i>			\$310.00
01/31/2023	8894-467	Accounts Payable	ADJUST-HR Source-Benchmarking	\$4,000.00		
01/31/2023	8894-471	Accounts Payable	ADJUST-HR Source-Benchmarking	\$5,880.00		
01/31/2023	8894-475	Accounts Payable	ADJUST-Cheryl Riendeau-11.18.2022 Consulting	\$343.75		

# Barrington Public Library District

## Account Distribution

### General Fund

Date	Trans.	Journal	Reference	Debit Amount	Credit Amount	Balance
<b>Account:</b>	<b>10-9200-10 (Consultant fees)</b>					
				\$10,223.75	\$0.00	
01/31/2023			<i>Account Net Change</i>			\$10,223.75
01/31/2023			<i>Account Ending Balance</i>			<u>\$10,533.75</u>
<b>10-9200-11</b>						
<b>Account:</b>	<b>10-9200-11 (Consultant fees)</b>					
01/01/2023			<i>Account Beginning Balance</i>			\$24,255.00
01/18/2023	8846-19	Accounts Payable	Virtek-Vcare & Support Monthly Services	\$4,235.00		
				\$4,235.00	\$0.00	
01/31/2023			<i>Account Net Change</i>			\$4,235.00
01/31/2023			<i>Account Ending Balance</i>			<u>\$28,490.00</u>
<b>10-9200-13</b>						
<b>Account:</b>	<b>10-9200-13 (Consultant fees)</b>					
01/01/2023			<i>Account Beginning Balance</i>			\$310.00
01/31/2023			<i>Account Net Change</i>			\$0.00
01/31/2023			<i>Account Ending Balance</i>			<u>\$310.00</u>
<b>10-9500-00</b>						
<b>Account:</b>	<b>10-9500-00 (Trustee expense)</b>					
01/01/2023			<i>Account Beginning Balance</i>			\$281.76
01/25/2023	8865-208	Accounts Payable	American Library Ass-D.Minner membership renev	\$130.00		
01/31/2023	8894-482	Accounts Payable	REVERSE-ADJUST-American Library Ass-JMiller 20		\$70.00	
01/31/2023	8894-486	Accounts Payable	REVERSE-ADJUST-American Library Ass-Renewal 2		\$130.00	
				\$130.00	\$200.00	
01/31/2023			<i>Account Net Change</i>			(\$70.00)
01/31/2023			<i>Account Ending Balance</i>			<u>\$211.76</u>
<b>10-9500-10</b>						
<b>Account:</b>	<b>10-9500-10 (Trustee expense)</b>					
01/01/2023			<i>Account Beginning Balance</i>			\$552.83
01/04/2023	8835-15	Accounts Payable	First Bankcard-Panera - Board of Trustees	\$172.17		
01/04/2023	8835-202	Accounts Payable	Amazon Capital Servi-Compostable cups and box	\$14.99		
01/31/2023	8894-479	Accounts Payable	ADJUST-American Library Ass-Trustee Membershi	\$70.00		
01/31/2023	8894-483	Accounts Payable	ADJUST-American Library Ass-D.Minner members	\$130.00		
				\$387.16	\$0.00	
01/31/2023			<i>Account Net Change</i>			\$387.16
01/31/2023			<i>Account Ending Balance</i>			<u>\$939.99</u>
<b>10-9600-00</b>						
<b>Account:</b>	<b>10-9600-00 (Audit expense)</b>					
01/01/2023			<i>Account Beginning Balance</i>			\$13,200.00
01/31/2023			<i>Account Net Change</i>			\$0.00
01/31/2023			<i>Account Ending Balance</i>			<u>\$13,200.00</u>
01/01/2023					<i>Fund Beginning Balance</i>	\$2,752,072.18
01/31/2023					<i>Fund Net Change</i>	\$537,047.41
01/31/2023					<i>Fund Ending Balance</i>	<u>\$3,289,119.59</u>
01/01/2023					<i>Grand Total Beginning Balance</i>	\$2,752,072.18

**Barrington Public Library District**  
**Account Distribution**  
 General Fund

<u>Date</u>	<u>Trans.</u>	<u>Journal</u>	<u>Reference</u>	<u>Debit Amount</u>	<u>Credit Amount</u>	<u>Balance</u>
01/31/2023					<i>Grand Total Net Change</i>	<u>\$537,047.41</u>
01/31/2023					<i>Grand Total Ending Balance</i>	<u>\$3,289,119.59</u>

# Barrington Public Library District

## Account Distribution

### Other Funds

Date	Trans.	Journal	Reference	Debit Amount	Credit Amount	Balance
<b>30-4500-00</b>						
<b>Account: 30-4500-00 (IMRF)</b>						
01/01/2023			<i>Account Beginning Balance</i>			\$130,087.66
01/09/2023	8860-1	Journal Entry	Monthly IMRF Contribution Pmt		\$55,057.55	
01/09/2023	8873-1	Journal Entry	<Reversal>Monthly IMRF Contribution Pmt	\$55,057.55		
01/10/2023	8841-5	Journal Entry	Payroll & Settlement of Taxes	\$0.00		
01/20/2023	8859-1	Journal Entry	To correct IMRF Funding from 12/2/23 Payroll		\$97.52	
01/20/2023	8874-4	Journal Entry	November 2021 IMRF funding and payment	\$34,894.53		
01/20/2023	8875-4	Journal Entry	IMRF funding and payment	\$18,668.16		
01/20/2023	8876-1	Journal Entry	<Reversal>To correct IMRF Funding from 12/2/23	\$97.52		
				<u>\$108,717.76</u>	<u>\$55,155.07</u>	
01/31/2023			<i>Account Net Change</i>			\$53,562.69
01/31/2023			<i>Account Ending Balance</i>			<u>\$183,650.35</u>
01/01/2023					<i>Fund Beginning Balance</i>	\$130,087.66
01/31/2023					<i>Fund Net Change</i>	\$53,562.69
01/31/2023					<i>Fund Ending Balance</i>	<u>\$183,650.35</u>
<b>35-4100-00</b>						
<b>Account: 35-4100-00 (FICA employer)</b>						
01/01/2023			<i>Account Beginning Balance</i>			\$103,776.29
01/10/2023	8841-35	Journal Entry	Payroll & Settlement of Taxes	\$7,807.34		
01/27/2023	8864-30	Journal Entry	Payroll & Settlement of Taxes	\$8,535.93		
				<u>\$16,343.27</u>	<u>\$0.00</u>	
01/31/2023			<i>Account Net Change</i>			\$16,343.27
01/31/2023			<i>Account Ending Balance</i>			<u>\$120,119.56</u>
<b>35-4200-00</b>						
<b>Account: 35-4200-00 (Medicare employer)</b>						
01/01/2023			<i>Account Beginning Balance</i>			\$24,270.28
01/10/2023	8841-36	Journal Entry	Payroll & Settlement of Taxes	\$1,825.88		
01/27/2023	8864-31	Journal Entry	Payroll & Settlement of Taxes	\$1,996.29		
				<u>\$3,822.17</u>	<u>\$0.00</u>	
01/31/2023			<i>Account Net Change</i>			\$3,822.17
01/31/2023			<i>Account Ending Balance</i>			<u>\$28,092.45</u>
01/01/2023					<i>Fund Beginning Balance</i>	\$128,046.57
01/31/2023					<i>Fund Net Change</i>	\$20,165.44
01/31/2023					<i>Fund Ending Balance</i>	<u>\$148,212.01</u>
<b>50-6500-10</b>						
<b>Account: 50-6500-10 (Fees &amp; Service Charges)</b>						
01/01/2023			<i>Account Beginning Balance</i>			\$1,181.29
01/31/2023	8884-6	Journal Entry	Sawyer Falduto Fees	\$479.75		
				<u>\$479.75</u>	<u>\$0.00</u>	
01/31/2023			<i>Account Net Change</i>			\$479.75
01/31/2023			<i>Account Ending Balance</i>			<u>\$1,661.04</u>
<b>50-8200-00</b>						
<b>Account: 50-8200-00 (Library Building &amp; Grounds Renovation)</b>						
01/01/2023			<i>Account Beginning Balance</i>			\$426,467.60
01/11/2023	8842-54	Accounts Payable	ShalesMcnutt Constru-B&G Renovation-Public Sp	\$15,628.37		

# Barrington Public Library District

## Account Distribution

### Other Funds

Date	Trans.	Journal	Reference	Debit Amount	Credit Amount	Balance
<b>Account: 50-8200-00 (Library Building &amp; Grounds Renovation)</b>						
01/18/2023	8846-1	Accounts Payable	Engberg Anderson, In-Phase 1 - Generator	\$767.72		
				\$16,396.09	\$0.00	
01/31/2023			<i>Account Net Change</i>			\$16,396.09
01/31/2023			<i>Account Ending Balance</i>			\$442,863.69
01/01/2023					<i>Fund Beginning Balance</i>	\$427,648.89
01/31/2023					<i>Fund Net Change</i>	\$16,875.84
01/31/2023					<i>Fund Ending Balance</i>	\$444,524.73
<b>60-7400-10</b>						
<b>Account: 60-7400-10 (Business Insurance)</b>						
01/01/2023						<i>Account Beginning Balance</i>
						\$852.79
01/18/2023	8846-59	Accounts Payable	Arthur J. Gallagher -Workers Compensatoin 2023	\$11,009.00		
01/18/2023	8846-63	Accounts Payable	Libraries of Illinois-LIRA 2023 Business Insurance Pr	\$54,233.93		
				\$65,242.93	\$0.00	
01/31/2023			<i>Account Net Change</i>			\$65,242.93
01/31/2023			<i>Account Ending Balance</i>			\$66,095.72
01/01/2023					<i>Fund Beginning Balance</i>	\$852.79
01/31/2023					<i>Fund Net Change</i>	\$65,242.93
01/31/2023					<i>Fund Ending Balance</i>	\$66,095.72
<b>70-7300-00</b>						
<b>Account: 70-7300-00 (Rental Spaces)</b>						
01/01/2023						<i>Account Beginning Balance</i>
						\$840.00
01/31/2023						<i>Account Net Change</i>
						\$0.00
01/31/2023						<i>Account Ending Balance</i>
						\$840.00
<b>70-7600-10</b>						
<b>Account: 70-7600-10 (Utilities-electric)</b>						
01/01/2023						<i>Account Beginning Balance</i>
						\$11,518.05
01/31/2023	8894-378	Accounts Payable	REVERSE-ADJUST-MidAmerican Energy C-08.29.2;		\$11,518.05	
				\$0.00	\$11,518.05	
01/31/2023			<i>Account Net Change</i>			(\$11,518.05)
01/31/2023			<i>Account Ending Balance</i>			\$0.00
<b>70-7610-10</b>						
<b>Account: 70-7610-10 (Utilities-gas)</b>						
01/01/2023						<i>Account Beginning Balance</i>
						\$7,774.61
01/04/2023	8835-203	Accounts Payable	Nicor Gas-Utilities	\$3,738.68		
01/31/2023	8894-384	Accounts Payable	REVERSE-ADJUST-Nicor Gas-06.23.22-07.25.22		\$1,030.14	
01/31/2023	8894-390	Accounts Payable	REVERSE-ADJUST-Nicor Gas-07/25/22-08/23/22		\$953.57	
01/31/2023	8894-396	Accounts Payable	REVERSE-ADJUST-Nicor Gas-08.23.22-09.21.22		\$1,140.58	
01/31/2023	8894-402	Accounts Payable	REVERSE-ADJUST-Nicor Gas-10.25.22		\$2,044.76	
01/31/2023	8894-408	Accounts Payable	REVERSE-ADJUST-Nicor Gas-10.24.22-11.22.22		\$2,605.56	
01/31/2023	8894-414	Accounts Payable	REVERSE-ADJUST-Nicor Gas-11.22.22-12.21.22		\$3,738.68	
				\$3,738.68	\$11,513.29	
01/31/2023			<i>Account Net Change</i>			(\$7,774.61)
01/31/2023			<i>Account Ending Balance</i>			\$0.00
<b>70-7620-10</b>						

# Barrington Public Library District

## Account Distribution

### Other Funds

Date	Trans.	Journal	Reference	Debit Amount	Credit Amount	Balance
<b>Account: 70-7620-10 (Utilities-water, sewer)</b>						
01/01/2023			<i>Account Beginning Balance</i>			\$3,690.62
01/11/2023	8842-45	Accounts Payable	Village of Barrington-Water & Sewer - November 2	\$553.12		
01/31/2023	8894-420	Accounts Payable	REVERSE-ADJUST-Village of Barrington-06.01.22-06		\$874.20	
01/31/2023	8894-426	Accounts Payable	REVERSE-ADJUST-Village of Barrington-July 2022		\$877.86	
01/31/2023	8894-432	Accounts Payable	REVERSE-ADJUST-Village of Barrington-09.01.22-09		\$622.92	
01/31/2023	8894-438	Accounts Payable	REVERSE-ADJUST-Village of Barrington-October 20		\$567.08	
01/31/2023	8894-444	Accounts Payable	REVERSE-ADJUST-Village of Barrington-11.1.22-11.		\$553.12	
01/31/2023	8892-1	Journal Entry	to correct coding on one-time ck (8677-5)		\$748.56	
				\$553.12	\$4,243.74	
01/31/2023			<i>Account Net Change</i>			(\$3,690.62)
01/31/2023			<i>Account Ending Balance</i>			\$0.00
<b>70-7630-10</b>						
<b>Account: 70-7630-10 (Utilities-Garbage)</b>						
01/01/2023			<i>Account Beginning Balance</i>			\$2,087.46
01/11/2023	8842-49	Accounts Payable	Groot Inc-Garbage & Recycling	\$12.12		
01/18/2023	8848-4	Accounts Payable	REVERSE-ADJUST-Groot Inc-9267272T092		\$346.18	
01/18/2023	8848-10	Accounts Payable	REVERSE-ADJUST-Groot Inc-9720296T092		\$346.18	
01/18/2023	8848-16	Accounts Payable	REVERSE-ADJUST-Groot Inc-3092-224855		\$697.55	
01/18/2023	8848-22	Accounts Payable	REVERSE-ADJUST-Groot Inc-9996047T092		\$12.12	
01/31/2023	8893-1	Journal Entry	to correct coding on one-time ck (8611-1)		\$697.55	
				\$12.12	\$2,099.58	
01/31/2023			<i>Account Net Change</i>			(\$2,087.46)
01/31/2023			<i>Account Ending Balance</i>			\$0.00
<b>70-7810-30</b>						
<b>Account: 70-7810-30 (Building maintenance &amp; repair)</b>						
01/01/2023			<i>Account Beginning Balance</i>			\$68,960.52
01/04/2023	8835-142	Accounts Payable	Cintas-Floor Mat Service	\$37.42		
01/11/2023	8842-5	Accounts Payable	Complete Cleaning Co-January 2023	\$5,740.00		
01/18/2023	8846-130	Accounts Payable	AQUALAB Water Treatm-Water Treatment Chemic	\$175.00		
01/18/2023	8846-137	Accounts Payable	Cintas-Floor Mat Service	\$37.42		
01/25/2023	8865-3	Accounts Payable	Cintas-Floor Mat Service	\$37.42		
01/25/2023	8865-99	Accounts Payable	Orkin Pest Control-Pest Control	\$160.00		
01/25/2023	8865-125	Accounts Payable	Cintas-Floor Mat Service	\$37.42		
				\$6,224.68	\$0.00	
01/31/2023			<i>Account Net Change</i>			\$6,224.68
01/31/2023			<i>Account Ending Balance</i>			\$75,185.20
<b>70-7811-30</b>						
<b>Account: 70-7811-30 (Bldg maintenance supplies)</b>						
01/01/2023			<i>Account Beginning Balance</i>			\$14,135.38
01/04/2023	8835-252	Accounts Payable	Warehouse Direct-Bag, Wax, Sani Nap & Cleaner	\$325.32		
01/18/2023	8846-220	Accounts Payable	Warehouse Direct-Vacuum	\$76.63		
				\$401.95	\$0.00	
01/31/2023			<i>Account Net Change</i>			\$401.95
01/31/2023			<i>Account Ending Balance</i>			\$14,537.33
<b>70-7812-30</b>						
<b>Account: 70-7812-30 (Repair Contingency)</b>						



# Barrington Public Library District

## Account Distribution

### Other Funds

Date	Trans.	Journal	Reference	Debit Amount	Credit Amount	Balance
<b>Account: 70-7812-30 (Repair Contingency)</b>						
01/01/2023			Account Beginning Balance			\$28,741.97
01/31/2023			Account Net Change			\$0.00
01/31/2023			Account Ending Balance			\$28,741.97
<b>70-7820-10</b>						
<b>Account: 70-7820-10 (Equipment maintenance)</b>						
01/01/2023			Account Beginning Balance			\$26,087.51
01/18/2023	8846-21	Accounts Payable	Marco Technologies L-Contract Base Rate to 2/5/2023	\$294.22		
01/18/2023	8846-27	Accounts Payable	LEID Products-Library System Service 1/1/2023-12	\$2,700.00		
01/25/2023	8865-21	Accounts Payable	Today's Business Sol-3rd Qtr Fax Program 2022	\$25.92		
01/25/2023	8865-37	Accounts Payable	Genesis Technologies-Copier/Printer Lease & Usag	\$1,237.90		
				\$4,258.04	\$0.00	
01/31/2023			Account Net Change			\$4,258.04
01/31/2023			Account Ending Balance			\$30,345.55
<b>70-7830-30</b>						
<b>Account: 70-7830-30 (Traffic light)</b>						
01/01/2023			Account Beginning Balance			\$3,087.42
01/31/2023			Account Net Change			\$0.00
01/31/2023			Account Ending Balance			\$3,087.42
<b>70-7840-30</b>						
<b>Account: 70-7840-30 (Site maintenance)</b>						
01/01/2023			Account Beginning Balance			\$39,226.19
01/11/2023	8842-1	Accounts Payable	Tovar Snow Professio-SnSnow Plow, Salt and Ice M	\$1,934.48		
01/18/2023	8846-33	Accounts Payable	Tovar Snow Professio-SnSnow Plow, Salt and Ice M	\$486.16		
01/18/2023	8846-51	Accounts Payable	Tovar Snow Professio-SnSnow Plow, Salt and Ice M	\$972.32		
01/18/2023	8846-55	Accounts Payable	Tovar Snow Professio-SnSnow Plow, Salt and Ice M	\$486.16		
01/25/2023	8865-107	Accounts Payable	Tovar Snow Professio-SnSnow Plow, Salt and Ice M	\$486.16		
01/25/2023	8865-111	Accounts Payable	Tovar Snow Professio-SnSnow Plow, Salt and Ice M	\$1,218.32		
01/25/2023	8865-115	Accounts Payable	Tovar Snow Professio-SnSnow Plow, Salt and Ice M	\$486.16		
01/25/2023	8865-119	Accounts Payable	Tovar Snow Professio-SnSnow Plow, Salt and Ice M	\$486.16		
01/25/2023	8865-211	Accounts Payable	Tovar Snow Professio-SnSnow Plow, Salt and Ice M	\$486.16		
				\$7,042.08	\$0.00	
01/31/2023			Account Net Change			\$7,042.08
01/31/2023			Account Ending Balance			\$46,268.27
<b>70-7841-30</b>						
<b>Account: 70-7841-30 (Site Contingency)</b>						
01/01/2023			Account Beginning Balance			\$60.00
01/31/2023			Account Net Change			\$0.00
01/31/2023			Account Ending Balance			\$60.00
<b>70-7870-00</b>						
<b>Account: 70-7870-00 (Vehicle operation &amp; maintenance)</b>						
01/01/2023			Account Beginning Balance			\$402.64
01/31/2023	8894-450	Accounts Payable	REVERSE-ADJUST-ExxonMobil-85134240		\$402.64	

# Barrington Public Library District

## Account Distribution

### Other Funds

Date	Trans.	Journal	Reference	Debit Amount	Credit Amount	Balance
<b>70-7870-00 (Vehicle operation &amp; maintenance)</b>						
				\$0.00	\$402.64	
01/31/2023			<i>Account Net Change</i>			(\$402.64)
01/31/2023			<i>Account Ending Balance</i>			\$0.00
<b>70-7870-40</b>						
<b>Account: 70-7870-40 (Vehicle operation &amp; maintenance)</b>						
01/01/2023			<i>Account Beginning Balance</i>			\$4,593.18
01/11/2023	8842-39	Accounts Payable	ExxonMobil-Fuel for Van - 11/29/22-12/31/22	\$280.12		
01/31/2023	8894-447	Accounts Payable	ADJUST-ExxonMobil-Oct-Nov 2022 Vehicle Fuel	\$402.64		
				\$682.76	\$0.00	
01/31/2023			<i>Account Net Change</i>			\$682.76
01/31/2023			<i>Account Ending Balance</i>			\$5,275.94
<b>70-8100-00</b>						
<b>Account: 70-8100-00 (Capital Assets)</b>						
01/01/2023			<i>Account Beginning Balance</i>			\$2,405.00
01/31/2023			<i>Account Net Change</i>			\$0.00
01/31/2023			<i>Account Ending Balance</i>			\$2,405.00
01/01/2023					<i>Fund Beginning Balance</i>	\$213,610.55
01/31/2023					<i>Fund Net Change</i>	(\$6,863.87)
01/31/2023					<i>Fund Ending Balance</i>	\$206,746.68
<b>80-4400-10</b>						
<b>Account: 80-4400-10 (Unemployment insurance)</b>						
01/01/2023			<i>Account Beginning Balance</i>			\$554.60
01/31/2023			<i>Account Net Change</i>			\$0.00
01/31/2023			<i>Account Ending Balance</i>			\$554.60
01/01/2023					<i>Fund Beginning Balance</i>	\$554.60
01/31/2023					<i>Fund Net Change</i>	\$0.00
01/31/2023					<i>Fund Ending Balance</i>	\$554.60
<b>90-4820-10</b>						
<b>Account: 90-4820-10 (Staff Expenses)</b>						
01/01/2023			<i>Account Beginning Balance</i>			\$105.00
01/31/2023			<i>Account Net Change</i>			\$0.00
01/31/2023			<i>Account Ending Balance</i>			\$105.00
<b>90-5100-60</b>						
<b>Account: 90-5100-60 (Books)</b>						
01/01/2023			<i>Account Beginning Balance</i>			\$28,773.52
01/04/2023	8835-220	Accounts Payable	Baker & Taylor Books-YS Books	\$254.78		
01/04/2023	8835-224	Accounts Payable	Baker & Taylor Books-YS Books	\$410.41		
01/04/2023	8835-228	Accounts Payable	Baker & Taylor Books-YS Books	\$345.38		
01/04/2023	8835-232	Accounts Payable	Baker & Taylor Books-YS Books	\$261.16		
01/04/2023	8835-236	Accounts Payable	Baker & Taylor Books-YS Books	\$123.97		
01/18/2023	8846-87	Accounts Payable	Baker & Taylor Books-YS Books	\$342.99		
01/18/2023	8846-91	Accounts Payable	Baker & Taylor Books-YS Books	\$825.76		
01/18/2023	8846-95	Accounts Payable	Baker & Taylor Books-YS Books	\$339.85		
01/18/2023	8846-99	Accounts Payable	Baker & Taylor Books-YS Books	\$129.25		

# Barrington Public Library District

## Account Distribution

### Other Funds

Date	Trans.	Journal	Reference	Debit Amount	Credit Amount	Balance
<b>Account:</b>	<b>90-5100-60</b>	<b>(Books)</b>				
01/18/2023	8846-103	Accounts Payable	Baker & Taylor Books-YS Books	\$270.19		
01/25/2023	8865-129	Accounts Payable	Baker & Taylor Books-YS Books	\$239.12		
01/25/2023	8865-136	Accounts Payable	Baker & Taylor Books-YS Books	\$1,036.90		
01/25/2023	8865-143	Accounts Payable	Baker & Taylor Books-YS Books	\$223.94		
01/31/2023	8894-8	Accounts Payable	REVERSE-ADJUST-Baker & Taylor Books-2037244		\$239.12	
01/31/2023	8894-14	Accounts Payable	REVERSE-ADJUST-Baker & Taylor Books-2037245		\$1,036.90	
01/31/2023	8894-20	Accounts Payable	REVERSE-ADJUST-Baker & Taylor Books-2037238		\$223.94	
01/31/2023	8894-26	Accounts Payable	REVERSE-ADJUST-Baker & Taylor Books-2037231		\$270.19	
01/31/2023	8894-32	Accounts Payable	REVERSE-ADJUST-Baker & Taylor Books-2037161		\$254.78	
01/31/2023	8894-38	Accounts Payable	REVERSE-ADJUST-Baker & Taylor Books-2037170		\$261.16	
01/31/2023	8894-44	Accounts Payable	REVERSE-ADJUST-Baker & Taylor Books-2037176		\$410.41	
01/31/2023	8894-50	Accounts Payable	REVERSE-ADJUST-Baker & Taylor Books-2037185		\$345.38	
01/31/2023	8894-56	Accounts Payable	REVERSE-ADJUST-Baker & Taylor Books-2037185		\$123.97	
01/31/2023	8894-62	Accounts Payable	REVERSE-ADJUST-Baker & Taylor Books-2037202		\$129.25	
01/31/2023	8894-68	Accounts Payable	REVERSE-ADJUST-Baker & Taylor Books-2037207		\$825.76	
01/31/2023	8894-74	Accounts Payable	REVERSE-ADJUST-Baker & Taylor Books-2037217		\$339.85	
01/31/2023	8894-80	Accounts Payable	REVERSE-ADJUST-Baker & Taylor Books-2036845		\$454.14	
01/31/2023	8894-86	Accounts Payable	REVERSE-ADJUST-Baker & Taylor Books-2036852		\$868.65	
01/31/2023	8894-92	Accounts Payable	REVERSE-ADJUST-Baker & Taylor Books-2036868		\$295.48	
01/31/2023	8894-98	Accounts Payable	REVERSE-ADJUST-Baker & Taylor Books-2036869		\$120.31	
01/31/2023	8894-104	Accounts Payable	REVERSE-ADJUST-Baker & Taylor Books-2036876		\$283.80	
01/31/2023	8894-110	Accounts Payable	REVERSE-ADJUST-Baker & Taylor Books-2036883		\$304.65	
01/31/2023	8894-116	Accounts Payable	REVERSE-ADJUST-Baker & Taylor Books-2036890		\$435.08	
01/31/2023	8894-122	Accounts Payable	REVERSE-ADJUST-Baker & Taylor Books-2036893		\$699.54	
01/31/2023	8894-128	Accounts Payable	REVERSE-ADJUST-Baker & Taylor Books-2036893		\$319.79	
01/31/2023	8894-134	Accounts Payable	REVERSE-ADJUST-Baker & Taylor Books-2036900		\$382.87	
01/31/2023	8894-140	Accounts Payable	REVERSE-ADJUST-Baker & Taylor Books-2036910		\$313.58	
01/31/2023	8894-146	Accounts Payable	REVERSE-ADJUST-Baker & Taylor Books-2036925		\$376.08	
01/31/2023	8894-152	Accounts Payable	REVERSE-ADJUST-Baker & Taylor Books-2036934		\$386.32	
01/31/2023	8894-158	Accounts Payable	REVERSE-ADJUST-Baker & Taylor Books-2036935		\$1,682.35	
01/31/2023	8894-168	Accounts Payable	REVERSE-ADJUST-Baker & Taylor Books-2036944		\$431.58	
01/31/2023	8894-174	Accounts Payable	REVERSE-ADJUST-Baker & Taylor Books-BT20368		\$1,629.37	
01/31/2023	8894-180	Accounts Payable	REVERSE-ADJUST-Baker & Taylor Books-2036994		\$348.61	
01/31/2023	8894-186	Accounts Payable	REVERSE-ADJUST-Baker & Taylor Books-2036952		\$337.05	
01/31/2023	8894-192	Accounts Payable	REVERSE-ADJUST-Baker & Taylor Books-2036953		\$420.49	
01/31/2023	8894-198	Accounts Payable	REVERSE-ADJUST-Baker & Taylor Books-2036959		\$786.20	
01/31/2023	8894-204	Accounts Payable	REVERSE-ADJUST-Baker & Taylor Books-2036962		\$420.49	
01/31/2023	8894-210	Accounts Payable	REVERSE-ADJUST-Baker & Taylor Books-2036970		\$757.40	
01/31/2023	8894-216	Accounts Payable	REVERSE-ADJUST-Baker & Taylor Books-2036970		\$427.67	
01/31/2023	8894-222	Accounts Payable	REVERSE-ADJUST-Baker & Taylor Books-2036979		\$23.89	
01/31/2023	8894-228	Accounts Payable	REVERSE-ADJUST-Baker & Taylor Books-2036980		\$274.66	
01/31/2023	8894-234	Accounts Payable	REVERSE-ADJUST-Baker & Taylor Books-2036986		\$242.27	
01/31/2023	8894-240	Accounts Payable	REVERSE-ADJUST-Baker & Taylor Books-2036999		\$260.11	
01/31/2023	8894-246	Accounts Payable	REVERSE-ADJUST-Baker & Taylor Books-2037009		\$441.95	
01/31/2023	8894-252	Accounts Payable	REVERSE-ADJUST-Baker & Taylor Books-2037013		\$583.44	
01/31/2023	8894-258	Accounts Payable	REVERSE-ADJUST-Baker & Taylor Books-2037022		\$303.80	
01/31/2023	8894-264	Accounts Payable	REVERSE-ADJUST-Baker & Taylor Books-2037025		\$2,679.74	
01/31/2023	8894-270	Accounts Payable	REVERSE-ADJUST-Baker & Taylor Books-2037037		\$402.78	
01/31/2023	8894-276	Accounts Payable	REVERSE-ADJUST-Baker & Taylor Books-2037042		\$352.37	
01/31/2023	8894-282	Accounts Payable	REVERSE-ADJUST-Baker & Taylor Books-2037048		\$695.67	

# Barrington Public Library District

## Account Distribution

### Other Funds

Date	Trans.	Journal	Reference	Debit Amount	Credit Amount	Balance
<b>Account: 90-5100-60 (Books)</b>						
01/31/2023	8894-288	Accounts Payable	REVERSE-ADJUST-Baker & Taylor Books-2037060		\$494.36	
01/31/2023	8894-294	Accounts Payable	REVERSE-ADJUST-Baker & Taylor Books-2037062		\$280.58	
01/31/2023	8894-300	Accounts Payable	REVERSE-ADJUST-Baker & Taylor Books-2037065		\$1,507.86	
01/31/2023	8894-306	Accounts Payable	REVERSE-ADJUST-Baker & Taylor Books-2037076		\$535.14	
01/31/2023	8894-312	Accounts Payable	REVERSE-ADJUST-Baker & Taylor Books-2037082		\$565.18	
01/31/2023	8894-318	Accounts Payable	REVERSE-ADJUST-Baker & Taylor Books-2037096		\$411.83	
01/31/2023	8894-324	Accounts Payable	REVERSE-ADJUST-Baker & Taylor Books-2037099		\$727.29	
01/31/2023	8894-330	Accounts Payable	REVERSE-ADJUST-Baker & Taylor Books-2037103		\$262.75	
01/31/2023	8894-336	Accounts Payable	REVERSE-ADJUST-Baker & Taylor Books-2037108		\$202.46	
01/31/2023	8894-342	Accounts Payable	REVERSE-ADJUST-Baker & Taylor Books-2037115		\$366.85	
01/31/2023	8894-348	Accounts Payable	REVERSE-ADJUST-Baker & Taylor Books-2037120		\$352.09	
01/31/2023	8894-354	Accounts Payable	REVERSE-ADJUST-Baker & Taylor Books-2037129		\$246.10	
01/31/2023	8894-360	Accounts Payable	REVERSE-ADJUST-Baker & Taylor Books-2037141		\$223.85	
01/31/2023	8894-366	Accounts Payable	REVERSE-ADJUST-Baker & Taylor Books-2037144		\$1,534.35	
01/31/2023	8894-372	Accounts Payable	REVERSE-ADJUST-Baker & Taylor Books-2037150		\$300.38	
				\$4,803.70	\$31,213.96	
01/31/2023			<i>Account Net Change</i>			(\$26,410.26)
01/31/2023			<i>Account Ending Balance</i>			\$2,363.26
<b>90-5610-20</b>						
<b>Account: 90-5610-20 (Library programs)</b>						
01/01/2023			<i>Account Beginning Balance</i>			\$400.00
01/31/2023			<i>Account Net Change</i>			\$0.00
01/31/2023			<i>Account Ending Balance</i>			\$400.00
<b>90-5610-60</b>						
<b>Account: 90-5610-60 (Library programs)</b>						
01/01/2023			<i>Account Beginning Balance</i>			\$585.95
01/31/2023			<i>Account Net Change</i>			\$0.00
01/31/2023			<i>Account Ending Balance</i>			\$585.95
01/01/2023				<i>Fund Beginning Balance</i>		\$29,864.47
01/31/2023				<i>Fund Net Change</i>		(\$26,410.26)
01/31/2023				<i>Fund Ending Balance</i>		\$3,454.21
01/01/2023				<i>Grand Total Beginning Balance</i>		\$930,665.53
01/31/2023				<i>Grand Total Net Change</i>		\$122,572.77
01/31/2023				<i>Grand Total Ending Balance</i>		\$1,053,238.30

**Barrington Public Library District**  
**Bank Register Report - Operational Checking-Barrington Bank**  
 Month of January 2023

Transaction Number	Transaction Type	Transaction Date	Reference	Payments	Post Date	Status
1139	Bank Draft	01/01/2023	First Bankcard	\$8,253.73	01/01/2023	Cleared
1140	Bank Draft	01/04/2023	MissionSquare Investments & Funds (prev. Vantagepoi	\$552.00	01/04/2023	Cleared
1141	Bank Draft	01/04/2023	Nationwide Retirement Solutions	\$2,005.00	01/04/2023	Cleared
1142	Bank Draft	01/11/2023	WEX Bank	\$280.12	01/11/2023	Cleared
1143	Bank Draft	01/18/2023	MissionSquare Investments & Funds (prev. Vantagepoi	\$552.00	01/18/2023	Cleared
1144	Bank Draft	01/18/2023	Nationwide Retirement Solutions	\$2,005.00	01/18/2023	Cleared
1145	Bank Draft	01/30/2023	MissionSquare Investments & Funds (prev. Vantagepoi	\$552.00	01/30/2023	Cleared
1146	Bank Draft	01/30/2023	Nationwide Retirement Solutions	\$2,005.00	01/30/2023	Cleared
11501	Computer Check	01/04/2023	Amazon Capital Services	\$918.34	01/04/2023	Cleared
11502	Computer Check	01/04/2023	American Eagle Packaging Corp.	\$282.95	01/04/2023	Cleared
11503	Computer Check	01/04/2023	AT&T Mobility	\$489.82	01/04/2023	Cleared
11504	Computer Check	01/04/2023	Audrey Ra Design	\$300.00	01/04/2023	Cleared
11505	Computer Check	01/04/2023	Baker & Taylor Books	\$3,439.29	01/04/2023	Cleared
11506	Computer Check	01/04/2023	Barrington Ace LLC	\$5.22	01/04/2023	Voided
11507	Computer Check	01/04/2023	BSE Inc.	\$2,477.88	01/04/2023	Cleared
11508	Computer Check	01/04/2023	CDW Government	\$7,377.47	01/04/2023	Cleared
11509	Computer Check	01/04/2023	Cintas	\$37.42	01/04/2023	Cleared
11510	Computer Check	01/04/2023	Findaway World LLC	\$47.49	01/04/2023	Cleared
11511	Computer Check	01/04/2023	Garret Rosiek	\$175.00	01/04/2023	Cleared
11512	Computer Check	01/04/2023	Ingram Library Services	\$6,350.53	01/04/2023	Cleared
11513	Computer Check	01/04/2023	Innovative Interfaces Inc	\$23,422.98	01/04/2023	Cleared
11514	Computer Check	01/04/2023	George Holmes	\$350.00	01/04/2023	Outstanding
11515	Computer Check	01/04/2023	Lake County Forest Preserves	\$80.00	01/04/2023	Cleared
11516	Computer Check	01/04/2023	Victoria Lee	\$231.00	01/04/2023	Outstanding
11517	Computer Check	01/04/2023	MidAmerican Energy Company	\$5,889.41	01/04/2023	Cleared
11518	Computer Check	01/04/2023	Midwest Tape	\$6,483.08	01/04/2023	Cleared
11519	Computer Check	01/04/2023	Nicor Gas	\$3,738.68	01/04/2023	Cleared
11520	Computer Check	01/04/2023	Showcases	\$432.00	01/04/2023	Cleared
11521	Computer Check	01/04/2023	Skillsoft Corp	\$13,177.88	01/04/2023	Cleared
11522	Computer Check	01/04/2023	Thomas Klise/Crimson Multimedia	\$1,387.12	01/04/2023	Outstanding
11523	Computer Check	01/04/2023	ULINE	\$150.58	01/04/2023	Cleared
11524	Computer Check	01/04/2023	Warehouse Direct	\$325.32	01/04/2023	Cleared
11525	Computer Check	01/11/2023	Alanne Ori	\$50.00	01/11/2023	Cleared
11526	Computer Check	01/11/2023	Amanda Lee McCarty	\$250.00	01/11/2023	Outstanding
11527	Computer Check	01/11/2023	Amazon Capital Services	\$668.13	01/11/2023	Cleared
11528	Computer Check	01/11/2023	Apple Inc.	\$4,042.00	01/11/2023	Cleared
11529	Computer Check	01/11/2023	AT&T	\$503.10	01/11/2023	Cleared
11530	Computer Check	01/11/2023	CDW Government	\$7,771.93	01/11/2023	Cleared
11531	Computer Check	01/11/2023	Complete Cleaning Company	\$5,740.00	01/11/2023	Cleared
11532	Computer Check	01/11/2023	Cynthia Clampitt	\$160.00	01/11/2023	Cleared
11533	Computer Check	01/11/2023	Groot Inc	\$12.12	01/11/2023	Cleared
11534	Computer Check	01/11/2023	Lakeshore Learning Materials	\$73.37	01/11/2023	Cleared
11535	Computer Check	01/11/2023	Minuteman Press Barrington	\$1,150.00	01/11/2023	Cleared
11536	Computer Check	01/11/2023	ShalesMcNutt Construction	\$15,628.37	01/11/2023	Cleared
11537	Computer Check	01/11/2023	Tovar Snow Professionals	\$1,934.48	01/11/2023	Cleared
11538	Computer Check	01/11/2023	Village of Barrington	\$553.12	01/11/2023	Cleared
11539	Computer Check	01/11/2023	Wellness Insurance Network	\$41,113.23	01/11/2023	Cleared
11540	One-Time Check	01/11/2023	Helen Handley	\$12.42	01/11/2023	Outstanding
11541	Computer Check	01/18/2023	Amazon Capital Services	\$627.29	01/18/2023	Cleared
11542	Computer Check	01/18/2023	Apple Inc.	\$467.80	01/18/2023	Cleared
11543	Computer Check	01/18/2023	AQUALAB Water Treatment	\$175.00	01/18/2023	Outstanding
11544	Computer Check	01/18/2023	Arthur J. Gallagher Risk Management Services, Inc.	\$11,009.00	01/18/2023	Cleared
11545	Computer Check	01/18/2023	Baker & Taylor Books	\$3,854.98	01/18/2023	Cleared
11546	Computer Check	01/18/2023	CBT Nuggets LLC	\$2,396.00	01/18/2023	Cleared
11547	Computer Check	01/18/2023	CDW Government	\$969.50	01/18/2023	Cleared
11548	Computer Check	01/18/2023	Cintas	\$37.42	01/18/2023	Cleared

11549	Computer Check	01/18/2023	Elgin Symphony Orchestra	\$219.25	01/18/2023	Voided
11550	Computer Check	01/18/2023	Engberg Anderson, Inc.	\$767.72	01/18/2023	Cleared
11551	Computer Check	01/18/2023	Findaway World LLC	\$1,345.15	01/18/2023	Cleared
11552	Computer Check	01/18/2023	IHLS-OCLC	\$783.66	01/18/2023	Outstanding
11553	Computer Check	01/18/2023	Ingram Library Services	\$6,705.14	01/18/2023	Cleared
11554	Computer Check	01/18/2023	LEID Products	\$2,700.00	01/18/2023	Cleared
11555	Computer Check	01/18/2023	Libraries of Illinois Risk Agency	\$54,233.93	01/18/2023	Cleared
11556	Computer Check	01/18/2023	Marco Technologies LLC	\$294.22	01/18/2023	Cleared
11557	Computer Check	01/18/2023	Midwest Tape	\$2,834.21	01/18/2023	Cleared
11558	Computer Check	01/18/2023	Moon Willow Tai Chi	\$85.00	01/18/2023	Cleared
11559	Computer Check	01/18/2023	Polonia Bookstore	\$382.12	01/18/2023	Cleared
11560	Computer Check	01/18/2023	Record Information Services, Inc	\$1,330.00	01/18/2023	Cleared
11561	Computer Check	01/18/2023	TeamSoftware Solutions	\$500.00	01/18/2023	Cleared
11562	Computer Check	01/18/2023	Thomas Klise/Crimson Multimedia	\$335.85	01/18/2023	Outstanding
11563	Computer Check	01/18/2023	Thomson Reuters-West Publishing	\$543.04	01/18/2023	Cleared
11564	Computer Check	01/18/2023	Tovar Snow Professionals	\$1,944.64	01/18/2023	Cleared
11565	Computer Check	01/18/2023	Village of Barrington	\$60.00	01/18/2023	Cleared
11566	Computer Check	01/18/2023	Virtek	\$4,235.00	01/18/2023	Cleared
11567	Computer Check	01/18/2023	Warehouse Direct	\$76.63	01/18/2023	Cleared
11568	One-Time Check	01/18/2023	Anna Kesler	\$27.99	01/18/2023	Outstanding
11569	One-Time Check	01/18/2023	Jakub Kesler	\$16.99	01/18/2023	Outstanding
11570	Computer Check	01/20/2023	Elgin Symphony Orchestra	\$219.25	01/20/2023	Cleared
11571	Computer Check	01/20/2023	Elizabeth MacKinney	\$225.00	01/20/2023	Outstanding
11572	Computer Check	01/25/2023	A H Office Coffee Services	\$30.00	01/25/2023	Outstanding
11573	Computer Check	01/25/2023	Amazon Capital Services	\$1,054.23	01/25/2023	Outstanding
11574	Computer Check	01/25/2023	American Library Association	\$130.00	01/25/2023	Cleared
11575	Computer Check	01/25/2023	AVI Systems Inc	\$1,930.00	01/25/2023	Cleared
11576	Computer Check	01/25/2023	Baker & Taylor Books	\$2,030.47	01/25/2023	Cleared
11577	Computer Check	01/25/2023	Calm.com, Inc.	\$2,540.37	01/25/2023	Outstanding
11578	Computer Check	01/25/2023	Cintas	\$74.84	01/25/2023	Outstanding
11579	Computer Check	01/25/2023	Elgin Symphony Orchestra	\$76.68	01/25/2023	Outstanding
11580	Computer Check	01/25/2023	Genesis Technologies, Inc.	\$1,237.90	01/25/2023	Outstanding
11581	Computer Check	01/25/2023	Ingram Library Services	\$2,732.50	01/25/2023	Outstanding
11582	Computer Check	01/25/2023	Klein, Thorpe and Jenkins, Ltd.	\$1,333.00	01/25/2023	Cleared
11583	Computer Check	01/25/2023	Midwest Tape	\$1,848.89	01/25/2023	Outstanding
11584	Computer Check	01/25/2023	Orkin Pest Control	\$160.00	01/25/2023	Outstanding
11585	Computer Check	01/25/2023	OverDrive Inc.	\$38,579.72	01/25/2023	Outstanding
11586	Computer Check	01/25/2023	Patron Point	\$330.30	01/25/2023	Outstanding
11587	Computer Check	01/25/2023	Peerless Network, Inc.	\$539.62	01/25/2023	Outstanding
11588	Computer Check	01/25/2023	Today's Business Solutions, Inc.	\$25.92	01/25/2023	Outstanding
11589	Computer Check	01/25/2023	Tovar Snow Professionals	\$3,162.96	01/25/2023	Cleared
11590	Computer Check	01/25/2023	WILIUG	\$40.00	01/25/2023	Outstanding
11591	One-Time Check	01/25/2023	Jill Pinto	\$40.46	01/25/2023	Cleared

**Total Check, Bank Draft, and One-Time Checks - January 31, 2023** \$330,736.22

**Barrington Public Library District  
Encumbrances  
January 31, 2023**

**Materials**

Library Materials Expenditures at 01/31/2023 per Expenditures Report	455,094.09
Encumbered Materials - 01/31/2023	50,499.96
Encumbered e-Materials - 01/31/2023	-
Total	<u>505,594.05</u>
Library Materials Working Budget	<u>877,732.00</u>
Estimated % to Budget	<u>57.60%</u>

**Programs**

Library Program Expenditures at 01/31/2023 per Expenditures Report	35,346.01
Encumbered Programs - 01/31/2023	4,056.36
Total	<u>39,402.37</u>
Library Programs Working Budget	<u>88,500.00</u>
Estimated % to Budget	<u>44.52%</u>



Account: All  
 Date submitted: 01/01/2023 - 02/08/2023  
 Report created: 02/08/2023 04:30 PM (ET)

From Account	To Account	Amount	Transmitted	Processed	Confirmation
Operating Account - Checking - *8965	Payroll Account - Checking - *1236	\$124,949.43	02/07/2023 06:45:14 pm	02/07/2023	2181148810
Operating Account - Checking - *8965	Payroll Account - Checking - *1236	\$33,145.98	01/24/2023 04:59:28 pm	01/24/2023	3565704944
Operating Account - Checking - *8965	Payroll Account - Checking - *1236	\$139,591.21	01/24/2023 11:54:20 am	01/24/2023	2063401992
Barrington Library - Maxsafe - Savings - *2781	Operating Account - Checking - *8965	\$618,054.00	01/23/2023 10:31:27 am	01/23/2023	2641395295
Operating Account - Checking - *8965	Payroll Account - Checking - *1236	\$127,346.27	01/10/2023 06:13:10 pm	01/10/2023	2932811152
Operating Account - Checking - *8965	Payroll Account - Checking - *1236	\$55,057.55	01/06/2023 06:11:14 pm	01/06/2023	3544785158
	Total:	\$1,098,144.44			



Monthly Investment Performance Report

**Barrington Area Library District**



Presented by:

Thomas S. Sawyer, Managing Partner  
John J. Falduto, Managing Partner  
Edward J. Lavin, Chief Investment Officer  
David M. Harrington, Director of Portfolio Management



Sawyer Falduto Asset Management, LLC  
589 S. York Street  
Elmhurst, IL 60126  
O: (630) 941-8560  
[www.sawyerfalduto.com](http://www.sawyerfalduto.com)

As of January 31, 2023



# Table of Contents


Account Overview .....	3
Performance History .....	4
Bond Analysis .....	5
Holdings .....	6
Transactions .....	10

There may be a slight difference in the ending value between this report and the Schwab statement due to accrued income, timing of transactions, and/or rounding. The Schwab statement continues to be the official custodial record for the account.

## Account Overview

Barrington Area Library District

### Portfolio Allocation



Subsector	Current Value	Current Percent
U.S. Treasury	\$168,874	10.8%
Certificate of Deposit	\$621,433	39.7%
U.S. Government Agency	\$377,376	24.1%
U.S. Government Agency - Callable	\$82,765	5.3%
Taxable Municipal	\$306,840	19.6%
Cash Equivalent	\$9,372	0.6%
<b>Total</b>	<b>\$1,566,659</b>	<b>100.0%</b>

### Cash Flow Review

	Month to Date	Quarter to Date	Year to Date	Inception to Date (8/4/2016)
Beginning Market Value	\$1,543,578	\$1,543,578	\$1,543,578	\$0
Contributions / Additions	\$0	\$0	\$0	\$1,587,849
Distributions	\$0	\$0	\$0	\$0
Capital Appreciation	\$21,647	\$21,647	\$21,647	(\$137,975)
Income/Expenses	\$825	\$825	\$825	\$119,263
Change in Accrued	\$610	\$610	\$610	(\$2,477)
Ending Market Value	\$1,566,659	\$1,566,659	\$1,566,659	\$1,566,659
Investment Gain	\$23,081	\$23,081	\$23,081	(\$21,189)

### Projected Income

Description	Q2 2023	Q3 2023	Q4 2023	Q1 2024	Total
U.S. Treasury	\$675	\$141	\$675	\$141	\$1,631
Certificate of Deposit	\$1,719	\$1,324	\$1,725	\$1,210	\$5,977
U.S. Government Agency	\$1,497	\$1,420	\$1,497	\$1,420	\$5,834
U.S. Government Agency - Callable	\$351	\$644	\$351	\$644	\$1,989
Taxable Municipal	\$1,152	\$950	\$1,152	\$950	\$4,204
Cash Equivalent	\$90	\$90	\$90	\$90	\$361
<b>Total</b>	<b>\$5,484</b>	<b>\$4,568</b>	<b>\$5,490</b>	<b>\$4,454</b>	<b>\$19,996</b>

### Projected Income and Maturities

Description	Q2 2023	Q3 2023	Q4 2023	Q1 2024	Total
U.S. Treasury	\$675	\$141	\$675	\$141	\$1,631
Certificate of Deposit	\$1,719	\$82,324	\$75,725	\$1,210	\$160,977
U.S. Government Agency	\$1,497	\$1,420	\$1,497	\$26,420	\$30,834
U.S. Government Agency - Callable	\$351	\$644	\$35,351	\$10,644	\$46,989
Taxable Municipal	\$1,152	\$950	\$1,152	\$950	\$4,204
Cash Equivalent	\$90	\$90	\$90	\$90	\$361
<b>Total</b>	<b>\$5,484</b>	<b>\$85,568</b>	<b>\$114,490</b>	<b>\$39,454</b>	<b>\$244,996</b>

Information in this report was compiled using data from the custodian available as of the publishing date. While we believe the data to be reliable, we do not independently verify pricing and valuation data. Please refer to the official statements provided by the account custodian. All date period references are on a calendar year basis. Fiscal year reports are available by request. Past performance does not guarantee future investment results.

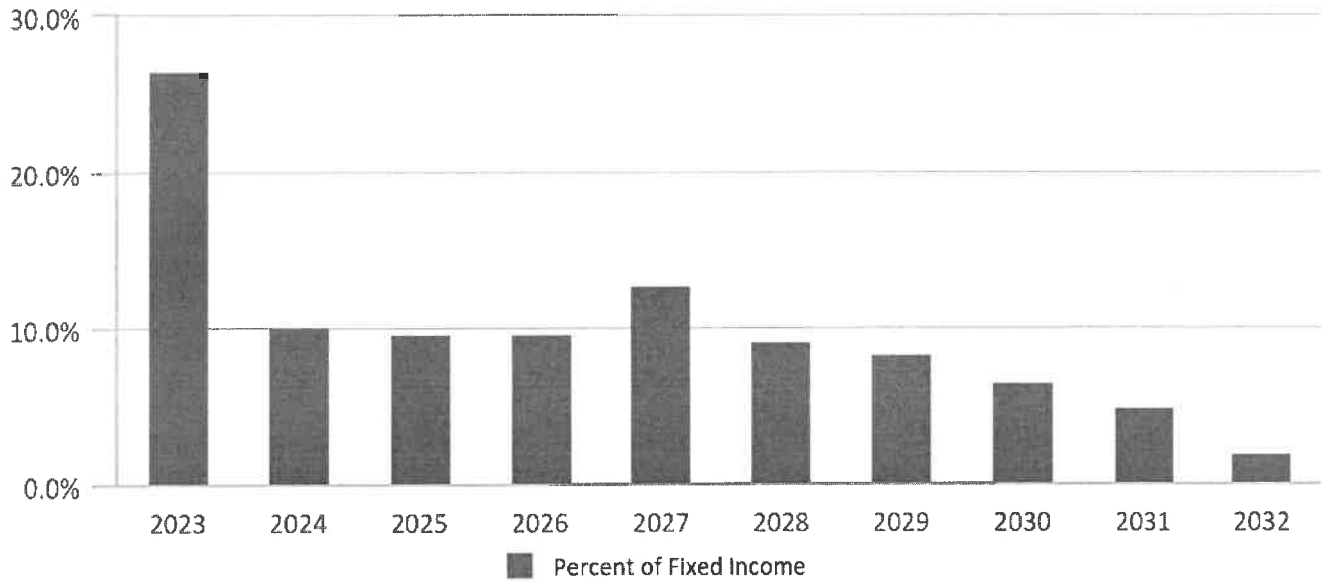
## Performance History

Barrington Area Library District

	Start Value	Inflows	Outflows	End Value	Net Investment Gain
<b>Since Inception</b>					
First Quarter 2023	\$1,543,578	\$0	\$0	\$1,566,659	\$23,081
Fourth Quarter 2022	\$1,536,127	\$0	\$0	\$1,543,578	\$7,451
Third Quarter 2022	\$1,577,521	\$0	\$0	\$1,536,127	(\$41,395)
Second Quarter 2022	\$1,619,229	\$0	\$0	\$1,577,521	(\$41,708)
First Quarter 2022	\$1,675,988	\$0	\$0	\$1,619,229	(\$56,759)
Fourth Quarter 2021	\$1,687,069	\$0	\$0	\$1,675,988	(\$11,080)
Third Quarter 2021	\$1,684,659	\$0	\$0	\$1,687,069	\$2,409
Second Quarter 2021	\$1,094,758	\$587,849	\$0	\$1,684,659	\$2,053
First Quarter 2021	\$1,094,941	\$0	\$0	\$1,094,758	(\$183)
Fourth Quarter 2020	\$1,093,102	\$0	\$0	\$1,094,941	\$1,840
Third Quarter 2020	\$1,091,276	\$0	\$0	\$1,093,102	\$1,826
Second Quarter 2020	\$1,078,109	\$0	\$0	\$1,091,276	\$13,167
First Quarter 2020	\$1,062,482	\$0	\$0	\$1,078,109	\$15,627
Fourth Quarter 2019	\$1,056,736	\$0	\$0	\$1,062,482	\$5,746
Third Quarter 2019	\$1,044,244	\$0	\$0	\$1,056,736	\$12,491
Second Quarter 2019	\$1,032,253	\$0	\$0	\$1,044,244	\$11,991
First Quarter 2019	\$1,020,500	\$0	\$0	\$1,032,253	\$11,754
Fourth Quarter 2018	\$1,014,294	\$0	\$0	\$1,020,500	\$6,206
Third Quarter 2018	\$1,009,937	\$0	\$0	\$1,014,294	\$4,357
Second Quarter 2018	\$1,006,721	\$0	\$0	\$1,009,937	\$3,216
First Quarter 2018	\$1,006,063	\$0	\$0	\$1,006,721	\$658
Fourth Quarter 2017	\$1,006,364	\$0	\$0	\$1,006,063	(\$301)
Third Quarter 2017	\$1,003,336	\$0	\$0	\$1,006,364	\$3,028
Second Quarter 2017	\$1,000,928	\$0	\$0	\$1,003,336	\$2,408
First Quarter 2017	\$748,364	\$250,000	\$0	\$1,000,928	\$2,564
Fourth Quarter 2016	\$499,939	\$250,000	\$0	\$748,364	(\$1,574)
Third Quarter 2016	\$0	\$500,000	\$0	\$499,939	(\$61)
<b>Since Inception Total</b>	<b>\$0</b>	<b>\$1,587,849</b>	<b>\$0</b>	<b>\$1,566,659</b>	<b>(\$21,189)</b>

## Bond Analysis

Barrington Area Library District



### Maturity by Year

Weight	Description	Principal	Value	Current Yield	Yield to Maturity (Cost)	Yield to Maturity (Market)	Modified Duration
10.8%	U.S. Treasury	\$180,000	\$168,874	1.0%	1.1%	4.2%	2.0
39.9%	Certificate of Deposit	\$668,000	\$621,433	1.3%	1.2%	4.2%	2.5
24.2%	U.S. Government Agency	\$423,000	\$377,376	1.6%	1.6%	4.0%	5.3
5.3%	U.S. Government Agency - Callable	\$85,000	\$82,765	2.4%	2.4%	5.0%	0.1
19.7%	Taxable Municipal	\$345,000	\$306,840	1.4%	1.4%	4.3%	3.8
100.0%	<b>Total</b>	<b>\$1,701,000</b>	<b>\$1,557,287</b>	<b>1.4%</b>	<b>1.4%</b>	<b>4.2%</b>	<b>3.3</b>

## Holdings

### Barrington Area Library District

Weight	Description	Symbol	Quantity	Value	Current Yield	Annual Income
<b>Fixed Income</b>						
<b>Taxable Bonds</b>						
<b>U.S. Treasury</b>						
1.3%	US Treas Note 04/30/2024 2.500%	91282CEK3	20,000.00	\$19,475	2.6%	\$500
	Accrued Income			\$128		
0.9%	US Treas Note 11/30/2024 1.500%	912828YV6	15,000.00	\$14,271	1.6%	\$225
	Accrued Income			\$39		
1.5%	US Treas Note 02/28/2025 1.125%	912828ZC7	25,000.00	\$23,508	1.2%	\$281
	Accrued Income			\$120		
2.1%	US Treas Note 12/15/2024 1.000%	91282CDN8	35,000.00	\$32,960	1.1%	\$350
	Accrued Income			\$46		
2.9%	US Treas Note 12/31/2025 0.375%	91282CBC4	50,000.00	\$45,289	0.4%	\$188
	Accrued Income			\$17		
2.1%	US Treas Note 06/15/2024 0.250%	91282CCG4	35,000.00	\$33,009	0.3%	\$88
	Accrued Income			\$12		
<b>Certificate of Deposit</b>						
4.5%	Axos Bank 03/27/2023 1.600%	05465DAG3	70,000.00	\$69,720	1.6%	\$1,120
	Accrued Income			\$18		
2.5%	Bank Hapoalim 09/14/2023 0.300%	06251A2E9	40,000.00	\$38,990	0.3%	\$120
	Accrued Income			\$46		
0.9%	BMW Bank NA 08/14/2023 0.300%	05580AWU4	15,000.00	\$14,670	0.3%	\$45
	Accrued Income			\$21		
1.5%	BMW Bank NA 12/18/2023 0.300%	05580AYD0	24,000.00	\$23,124	0.3%	\$72
	Accrued Income			\$9		
0.9%	Capital One Bank 05/04/2027 3.050%	14042TFW2	15,000.00	\$14,356	3.2%	\$458
	Accrued Income			\$112		
0.6%	Celtic Bank 12/19/2028 4.400%	15118RA98	10,000.00	\$10,111	4.4%	\$440
	Accrued Income			\$16		
2.7%	Live Oak Banking 06/29/2029 1.350%	538036QN7	50,000.00	\$42,009	1.6%	\$675
	Accrued Income			\$6		
2.7%	Merchant Bank 04/30/2030 1.600%	588526AX1	50,000.00	\$41,749	1.9%	\$800
	Accrued Income			\$206		
1.6%	Minnwest Bank 01/29/2029 1.000%	60425SJK3	30,000.00	\$24,939	1.2%	\$300
	Accrued Income			\$1		

## Holdings

### Barrington Area Library District

Weight	Description	Symbol	Quantity	Value	Current Yield	Annual Income
<b>Fixed Income</b>						
<b>Taxable Bonds</b>						
<b>Certificate of Deposit</b>						
3.1%	New York Commuity Bank 11/09/2023 0.300%	649447UE7	50,000.00	\$48,408	0.3%	\$150
	Accrued Income			\$35		
1.6%	Raymond James Bank 02/14/2023 1.700%	75472RAX9	25,000.00	\$24,976	1.7%	\$425
	Accrued Income			\$199		
2.9%	Sallie Mae Bank 07/08/2026 1.000%	7954506Y6	50,000.00	\$44,825	1.1%	\$500
	Accrued Income			\$33		
1.6%	Sallie Mae Bank 07/24/2023 0.300%	7954506U4	26,000.00	\$25,498	0.3%	\$78
	Accrued Income			\$2		
4.2%	State Bank of India 06/16/2028 1.500%	856285VZ1	75,000.00	\$65,321	1.7%	\$1,125
	Accrued Income			\$145		
3.8%	Texas Capital Bank 02/07/2023 0.300%	88224PLY3	60,000.00	\$59,957	0.3%	\$180
	Accrued Income			\$88		
3.0%	Toyota Financial Savings 02/25/2027 2.150%	89235MMV0	50,000.00	\$46,281	2.3%	\$1,075
	Accrued Income			\$473		
1.6%	UBS Bank 04/28/2026 0.850% Call 04/28/2023 100.00	90348JJ35	28,000.00	\$25,086	0.9%	\$238
	Accrued Income			\$3		
<b>U.S. Government Agency</b>						
1.4%	Fed Farm Cr Bk 04/27/2027 1.020%	3133ELXZ2	25,000.00	\$22,342	1.1%	\$255
	Accrued Income			\$67		
1.6%	Fed Farm Cr Bk 07/08/2030 1.040%	3133ELS88	30,000.00	\$24,576	1.3%	\$312
	Accrued Income			\$20		
1.5%	Fed Farm Cr Bk 02/26/2024 0.250%	3133EMRZ7	25,000.00	\$23,849	0.3%	\$63
	Accrued Income			\$27		
2.7%	Fed Farm Cr Bk 03/13/2029 1.125%	3133ELTG9	50,000.00	\$42,820	1.3%	\$563
	Accrued Income			\$216		
1.7%	Fed Farm Cr Bk 03/12/2031 3.480%	3133EAGS1	27,000.00	\$26,216	3.6%	\$940
	Accrued Income			\$363		
0.6%	Fed Farm Cr Bk 04/26/2030 3.125%	3133ENVH0	10,000.00	\$9,551	3.3%	\$313
	Accrued Income			\$82		
0.6%	Fed Farm Cr Bk 11/28/2031 3.020%	3133EGP41	10,000.00	\$9,312	3.2%	\$302
	Accrued Income			\$53		

## Holdings

Barrington Area Library District

Weight	Description	Symbol	Quantity	Value	Current Yield	Annual Income
<b>Fixed Income</b>						
<b>Taxable Bonds</b>						
<b>U.S. Government Agency</b>						
2.0%	Fed Home Ln Bk 03/12/2032 2.750%	3130ARJV4	35,000.00	\$31,710	3.0%	\$963
	Accrued Income			\$372		
2.6%	Fed Home Ln Bk 12/12/2031 1.625%	3130APZA6	50,000.00	\$41,342	2.0%	\$813
	Accrued Income			\$111		
2.8%	Fed Home Ln Bk 06/09/2028 1.125%	3130AMH47	50,000.00	\$43,850	1.3%	\$563
	Accrued Income			\$81		
4.3%	Fed Home Ln Bk 06/11/2027 1.000%	3130AMTF9	75,000.00	\$66,810	1.1%	\$750
	Accrued Income			\$104		
0.8%	Fed Natl Mtg - Strip 11/29/2024	31364DCU8	13,000.00	\$11,994	0.0%	\$0
1.4%	Fed Natl Mtg - Strip 07/15/2024	3134A4ND2	23,000.00	\$21,507	0.0%	\$0
<b>U.S. Government Agency - Callable</b>						
2.2%	Fed Farm Cr Bk 11/02/2023 0.290% Call 02/13/2023 100.00	3133EMFB3	35,000.00	\$33,798	0.3%	\$102
	Accrued Income			\$25		
0.9%	Fed Farm Cr Bk 04/19/2032 4.000% Call 04/19/2023 100.00	3133ENUV0	15,000.00	\$14,296	4.2%	\$600
	Accrued Income			\$170		
0.6%	Fed Farm Cr Bk 03/15/2024 0.370% Call 02/10/2023 100.00	3133EMTD4	10,000.00	\$9,518	0.4%	\$37
	Accrued Income			\$14		
1.6%	Fed Home Ln Bk 01/27/2025 5.000% Call 04/27/2023 100.00	3130ATMM6	25,000.00	\$24,930	5.0%	\$1,250
	Accrued Income			\$14		
<b>Taxable Municipal</b>						
0.9%	Arlington Cnty, VA 08/01/2025 0.790%	041431VG9	15,000.00	\$13,691	0.9%	\$119
	Accrued Income			\$59		
1.3%	Columbia, TN 12/01/2028 1.050% Call 12/01/2026 100.00	198558RH3	25,000.00	\$20,805	1.3%	\$263
	Accrued Income			\$44		
1.4%	Elk Grove Village, IL 01/01/2027 1.200%	287299MT5	25,000.00	\$22,260	1.3%	\$300
	Accrued Income			\$25		
1.7%	Gunnison-Watershed, CO School District #001 12/01/2027 1.399%	402892DL4	30,000.00	\$26,178	1.6%	\$420
	Accrued Income			\$70		



## Holdings

### Barrington Area Library District

Weight	Description	Symbol	Quantity	Value	Current Yield	Annual Income
<b>Fixed Income</b>						
<b>Taxable Bonds</b>						
<b>Taxable Municipal</b>						
0.6%	Kendall Cnty, IL Plano School District No 88 02/01/2028 1.740%	488683KG7	10,000.00	\$8,729	2.0%	\$174
	Accrued Income			\$87		
2.9%	Krum Texas Independent School District Krum Independent School District 08/15/2026 0.730%	501098TA5	50,000.00	\$44,931	0.8%	\$365
	Accrued Income			\$168		
1.5%	Lane Community College, OR 06/15/2025 0.851%	515182EJ8	25,000.00	\$23,021	0.9%	\$213
	Accrued Income			\$27		
0.9%	McAllen, TX Independent School District 02/15/2028 3.000%	579100UQ9	15,000.00	\$14,123	3.2%	\$450
	Accrued Income			\$208		
2.9%	North Haven, CT 10/01/2025 0.943%	659579ZZ2	50,000.00	\$45,900	1.0%	\$472
	Accrued Income			\$157		
1.3%	Oswego, IL 12/15/2030 1.950% Call 12/15/2029 100.00	688664PV7	25,000.00	\$20,876	2.3%	\$488
	Accrued Income			\$62		
1.6%	San Antonio TX 02/01/2030 1.643%	79623PEV3	30,000.00	\$25,204	2.0%	\$493
	Accrued Income			\$246		
2.6%	Will County, IL Community College District No 525 06/01/2026 1.000%	969080JB7	45,000.00	\$39,894	1.1%	\$450
	Accrued Income			\$75		
<b>99.4%</b>	<b>Fixed Income Total</b>			<b>\$1,557,287</b>	<b>1.4%</b>	<b>\$21,458</b>
<b>Cash Equivalent</b>						
<b>Cash Equivalent</b>						
<b>Cash Equivalent</b>						
0.6%	Schwab Government Money Fund	SWGXX		\$9,372	3.9%	\$361
<b>100.0%</b>	<b>Total</b>			<b>\$1,566,659</b>	<b>1.4%</b>	<b>\$21,819</b>



## Transactions

Barrington Area Library District  
From December 31, 2022 to January 31, 2023

Trade Date	Activity	Description	Quantity	Amount	Accrued Interest
1/31/2023	Income (Interest)	US Treas Note (9128283U2) 01/31/2023 2.375%		\$59	
1/31/2023	Sell	US Treas Note (9128283U2) 01/31/2023 2.375%	5,000.00	\$5,000	
1/28/2023	Income (Interest)	Minnwest Bank (60425SJQ3) 01/29/2029 1.000%		\$25	
1/28/2023	Income (Interest)	UBS Bank (90348JJ35) 04/28/2026 0.850% Call 04/28/2023 100.00		\$20	
1/27/2023	Income (Interest)	Fed Home Ln Bk (3130ATMM6) 01/27/2025 5.000% Call 04/27/2023 100.00		\$313	
1/26/2023	Income (Interest)	Axos Bank (05465DAG3) 03/27/2023 1.600%		\$95	
1/22/2023	Income (Interest)	Sallie Mae Bank (7954506U4) 07/24/2023 0.300%		\$39	
1/19/2023	Income (Interest)	Celtic Bank (15118RA98) 12/19/2028 4.400%		\$37	
1/17/2023	Income (Reinvested Dividend)	Schwab Government Money Fund	5.89	\$6	
1/9/2023	Expense (Management Fee)	Schwab Government Money Fund		\$386	
1/8/2023	Income (Interest)	Fed Farm Cr Bk (3133ELS88) 07/08/2030 1.040%		\$156	
1/8/2023	Income (Interest)	Sallie Mae Bank (7954506Y6) 07/08/2026 1.000%		\$252	
1/1/2023	Income (Interest)	Elk Grove Village, IL (287299MT5) 01/01/2027 1.200%		\$150	
1/1/2023	Income (Interest)	Live Oak Banking (538036QN7) 06/29/2029 1.350%		\$57	